

Data sheet | Item number: 770-340

Snap-in frame; 5-pole; 1.0 ... 3.0 mm; white

www.wago.com/770-340



Color: 

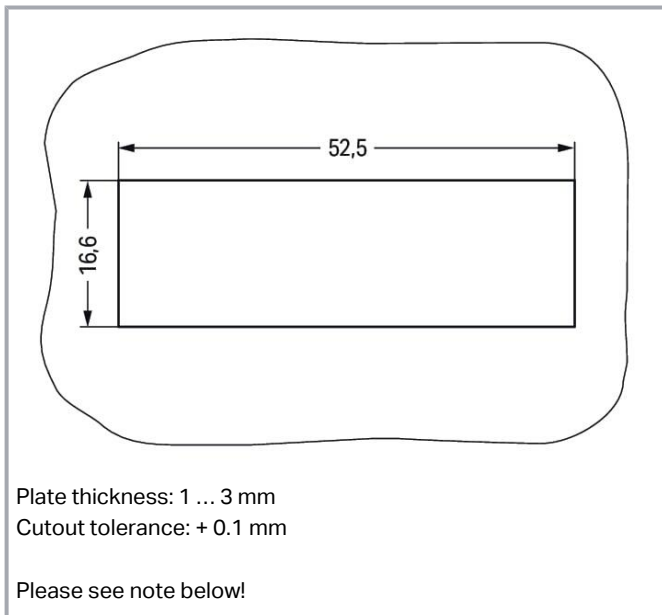
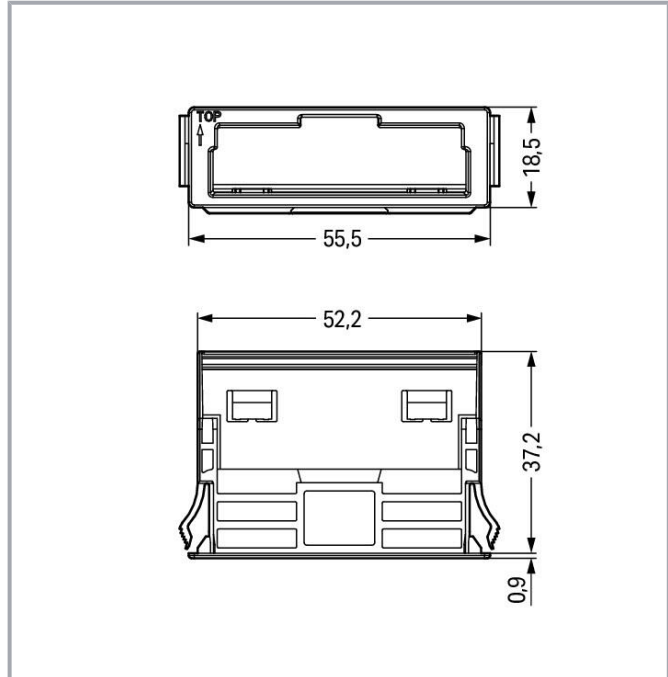


Plate thickness: 1 ... 3 mm
Cutout tolerance: + 0.1 mm

Please see note below!

Subject to changes. Please also observe the further product documentation!

WAGO GmbH & Co. KG
Hansastr. 27
32423 Minden
Phone: +49571 887-0 | Fax: +49571 887-169
Email: info.de@wago.com | Web: www.wago.com

Do you have any questions about our products?
We are always happy to take your call at +49 (571) 887-44222.



Item description

Mounting accessories WINSTA® MIDI 5-pole

The mounting accessories from the WINSTA® MIDI product line guarantees you the maximum flexibility in electrical installation. You can rely on the level of quality of WINSTA® components from WAGO for your electrical installation accessories too. WINSTA® MIDI with Push-in CAGE CLAMP® spring pressure connection technology is used in can be found in a variety of projects you can use for quick, easy, secure, tailored installation.

Push-in CAGE CLAMP® spring pressure connection technology – pluggable installation instead of laborious screw connections!

The WINSTA® Pluggable Connection System allows pluggable electrical installation. This significantly reduces the need for servicing and lowers costs. Take advantage of the pluggable version of our maintenance-free spring pressure connection technology too! Plan your installation with WINSTA® MIDI accessories with protection against mismating from WAGO.

-
- pre-assembled versions
- quick replacement of defective units during ongoing operation

Data

Notes

Note	<p>The snap-in connectors must be relieved of tensile and transverse forces.</p> <p>A surface finish can influence the edge radius of the cutouts. This may affect the snap-in socket fit, so ensure an adequate fit before use.</p> <p>In addition, the punched edge should be on the inside for punched cutouts.</p> <p>The wings of the snap-in connectors must not be mechanically stressed for a long period before use (e.g., due to a pre-locking position).</p>
------	---

Connection data

Connection 1

Pole number	5
-------------	---

Subject to changes. Please also observe the further product documentation!



Physical data

Width	55.5 mm / 2.185 inches
Height	18.5 mm / 0.728 inches
Depth	37.5 mm / 1.476 inches

Mechanical Data

Housing sheet thickness	1 ... 3 mm / 0.039 ... 0.118 inches
Mounting type	Snap-in flange
Suitable	for socket and plug

Material data

Note (material data)	Information on material specifications can be found here
Color	white
Insulation material	Polyamide (PA66)
Flammability class per UL94	V0
Fire load	0.158 MJ
Weight	5.3 g

Environmental requirements

Processing temperature	-5 ... +40 °C
Continuous operating temperature	-35 ... +85 °C
Note on continuous operating temperature	Insulating parts for temperatures ≤ 105 °C

Commercial data

Product Group	20 (Winsta)
eCl@ss 10.0	27-44-06-92
eCl@ss 9.0	27-44-06-92
ETIM 8.0	EC002863
ETIM 7.0	EC002863
PU (SPU)	100 pcs
Packaging type	bag
Country of origin	DE
GTIN	4055144020854

Subject to changes. Please also observe the further product documentation!

WAGO GmbH & Co. KG
Hansastr. 27
32423 Minden
Phone: +49571 887-0 | Fax: +49571 887-169
Email: info.de@wago.com | Web: www.wago.com

Do you have any questions about our products?
We are always happy to take your call at +49 (571) 887-44222.


Customs tariff number	85366990990
-----------------------	-------------

Environmental Product Compliance

RoHS Compliance Status	Compliant, No Exemption
------------------------	-------------------------

Approvals / Certificates

Approvals for marine applications

Logo	Approval	Additional Approval Text	Certificate name
	LR Lloyds Register	IEC 61984	LR22429487TA

Optional accessories

Locking levers

Locking system



Item no.: 770-140
Locking lever; for sockets and plugs; for tool operation; gray

www.wago.com/770-140

Downloads

Documentation

Bid Text

770-340	2019 Feb 19	xml	Download
X81 - Datei		2.7 kB	

770-340	2014 Dec 10	doc	Download
doc - Datei		24.1 kB	

CAD/CAE-Data

CAD data

2D/3D Models 770-340	URL	Download
----------------------	-----	----------

CAE data

WSCAD Universe 770-340

Subject to changes. Please also observe the further product documentation!

WAGO GmbH & Co. KG
Hansastr. 27
32423 Minden
Phone: +49571 887-0 | Fax: +49571 887-169
Email: info.de@wago.com | Web: www.wago.com

Do you have any questions about our products?
We are always happy to take your call at +49 (571) 887-44222.

WAGO Universal 770-340

[URL](#) [Download](#)

ZUKEN Portal 770-340

[URL](#) [Download](#)

Asset Administration Shell

Asset Administration Shell 770-340

[URL](#) [Download](#)

Environmental Product Compliance


Compliance Search

Environmental Product Compliance 770-340
Snap-in frame; 5-pole; 1.0 ... 3.0 mm; white


[URL](#) [Download](#)

Installation Notes

Installation



Insert the socket or plug into the frame (observe the "TOP" marking on the frame!), then snap the assembled unit into the cutout.



Snap the assembled unit into the cutout.

Product family

WINSTA® MIDI
[Show all products from the family](#)

Subject to changes. Please also observe the further product documentation!