

## Item description

### Female connector/socket *WINSTA*® MIDI with protection against mismatching

The *WINSTA*® MIDI female connector/socket rated current 25 A allows installation of solid and fine-stranded conductors. Whether on PCBs, in control cabinets or for connecting lights – pluggable installation connectors from WAGO allow you to make connections according to an enormous variety of requirements in next to no time. The coding options reduce installation errors, allowing fast, secure wiring of all components. The pluggable installation connector is protected in accordance with protection type IP20 (When mated and secured with a strain relief housing: IP2xC (These compact connectors are not designed for use in open, easily accessible areas!)). This means that users' fingers will never come into contact with energised elements. Solutions like the *WINSTA*® MIDI pluggable installation connectors with B coding are appropriate for applications related to process control, for example, for lighting or within data networks. This pluggable installation connector is designed for a current load of up to 25 A. Thus, it can also be used for high power loads. *WINSTA*® MIDI with Push-in CAGE CLAMP® spring pressure connection technology is used in a broad range of individual products you can use for quick, easy, secure, tailored installation.

### *WINSTA*® MIDI solutions for your electrical installation – protected against mismatching and maintenance-free

The *WINSTA*® Pluggable Connection System allows pluggable electrical installation. This saves time, lowers costs, and reduces the need for servicing. Enjoy the benefits of the pluggable version of our maintenance-free spring pressure connection technology too! Plan your installation

Subject to changes. Please also observe the further product documentation!



with with protection type IP20 from WAGO.

- 
- protection against mismating eliminates errors
- for automation controllers
- for automation controllers
- custom-engineered solutions
- quick replacement of defective units during ongoing operation

## Data

### Notes

Variants:

Other pole markings

Other versions (or variants) can be requested from WAGO Sales or configured at <https://configurator.wago.com/>.

## Electrical data

### Ratings per IEC/EN

Ratings per	IEC/EN 60664-1
Nominal voltage (III/3)	400 V
Rated impulse voltage (III/3)	6 kV
Rated current	25 A
Legend (ratings)	(III / 3) ≙ Overvoltage category III / Pollution degree 3

### Ratings per IEC/EN – Notes

Note (rated current)

25 A for 3-pole load  
20 A for 4-pole load

### Ratings per UL 1977

Note for the US market

Some versions may also be used for current interruption in accordance with the UL certificate in select applications with currents below 16 A and voltages up to 600 V. For further information, please contact your local sales office.

Rated voltage (UL 1977)	600 V
Rated current UL 1977	23 A

Subject to changes. Please also observe the further product documentation!

WAGO GmbH & Co. KG

Hansastr. 27

32423 Minden

Phone: +49571 887-0 | Fax: +49571 887-169

Email: [info.de@wago.com](mailto:info.de@wago.com) | Web: [www.wago.com](http://www.wago.com)

Do you have any questions about our products?

We are always happy to take your call at +49 (571) 887-44222.



## General information

Note on contact resistance

approx. 1 mΩ of contact resistance

approx. 0.25 mΩ contact transition plug/socket

## Connection data

Connection points	8
Total number of potentials	4

## Connection 1

Connection technology	Push-in CAGE CLAMP®
Actuation type	Operating tool Push-in
Nominal cross-section	4 mm² / 12 AWG
Solid conductor	0.5 ... 4 mm² / 20 ... 12 AWG
Solid conductor; push-in termination	1.5 ... 4 mm² / 16 ... 12 AWG
Stranded conductor	0.5 ... 2.5 mm² / 20 ... 14 AWG
Fine-stranded conductor	0.5 ... 4 mm² / 20 ... 12 AWG
Fine-stranded conductor; with insulated ferrule	0.25 ... 1.5 mm² / 20 ... 16 AWG
Fine-stranded conductor; with uninsulated ferrule	0.25 ... 2.5 mm² / 20 ... 14 AWG
Fine-stranded conductor; with ferrule; push-in termination	1.5 mm² / 16 AWG
Strip length	9 mm / 0.35 inches
Pole number	4
Conductor entry direction to mating direction	0°

## Physical data

Pin spacing	10 mm / 0.394 inches
Width	40 mm / 1.575 inches
Height	12.9 mm / 0.508 inches
Depth	37.5 mm / 1.476 inches

## Mechanical Data

Application	Control technology
Coding	B
Variable coding	Yes
Marking	1 2 3 4

Subject to changes. Please also observe the further product documentation!

WAGO GmbH &amp; Co. KG

Hansastraße 27

32423 Minden

Phone: +49 571 887-0 | Fax: +49 571 887-169

Email: [info.de@wago.com](mailto:info.de@wago.com) | Web: [www.wago.com](http://www.wago.com)

Do you have any questions about our products?

We are always happy to take your call at +49 (571) 887-44222.



Potential marking	1 2 3 4
Mating force of a plug-in connection	approx. 20 ... 70 N (depending on pole number)
Retention force of a plug-in connection	Locked: > 80 N
Unmating force of a plug-in connection	Unlocked: approx. 20 ... 70 N (depending on pole number)
Number of mating cycles	200, without resistive load
Protection type	IP20; When mated and secured with a strain relief housing: IP2xC (These compact connectors are not designed for use in open, easily accessible areas!)

## Plug-in connection

Contact type (pluggable connector)	Female connector/socket
Connector (connection type)	for conductor
Mismating protection	Yes
Note on mismating protection	All <i>WINSTA</i> ® components are 100% protected against mismating when: a.) plugging different numbers of poles b.) plugging while rotated 180 c.) plugging while laterally staggered d.) plugging one pole
Locking lever	Can be retrofitted
Locking of plug-in connection	locking lever
Note on locking system	All connectors for mounted installations (snap-in versions for lighting fixtures or devices, all types of PCB and distribution connectors) are factory-equipped with locking levers to ensure plugs and sockets are securely locked. Additional locking levers are only required for flying leads (plug/socket).

## Material data

Note (material data)	Information on material specifications can be found here
Color	light green
Cover color	gray
Material group	I
Insulation material	Polyamide (PA66)
Flammability class per UL94	V0
Clamping spring material	Chrome-nickel spring steel (CrNi)
Contact material	Copper or copper alloy; surface-treated
Contact plating	Tin
Fire load	0.221 MJ

Subject to changes. Please also observe the further product documentation!

WAGO GmbH & Co. KG  
Hansastr. 27  
32423 Minden  
Phone: +49571 887-0 | Fax: +49571 887-169  
Email: [info.de@wago.com](mailto:info.de@wago.com) | Web: [www.wago.com](http://www.wago.com)

Do you have any questions about our products?  
We are always happy to take your call at +49 (571) 887-44222.



Weight	12.6 g
--------	--------

## Environmental requirements

Processing temperature	-5 ... +40 °C
Continuous operating temperature	-35 ... +85 °C
Note on continuous operating temperature	Insulating parts for temperatures ≤ 105 °C

## Commercial data



Product Group	20 (Winsta)
eCl@ss 10.0	27-44-06-05
eCl@ss 9.0	27-44-06-05
ETIM 8.0	EC002560
ETIM 7.0	EC002560
PU (SPU)	50 pcs
Packaging type	box
Country of origin	DE
GTIN	4050821446194
Customs tariff number	85366990990

## Environmental Product Compliance

RoHS Compliance Status	Compliant, No Exemption
------------------------	-------------------------

## Approvals / Certificates



### General approvals

Logo	Approval	Additional Approval Text	Certificate name
	CCA DEKRA Certification B.V.	IEC 61984	NL-32104
	CCA DEKRA Certification B.V.	EN 61984	2173495.01
	cURus Underwriters Laboratories Inc.	UL 1977	E45171
	cURus Underwriters Laboratories Inc.	UL 1059	E 45172




Subject to changes. Please also observe the further product documentation!



## Declarations of conformity and manufacturer's declarations

Logo	Approval	Additional Approval Text	Certificate name
	EU-Declaration of Conformity WAGO GmbH & Co. KG	-	-
	UK-Declaration of Conformity WAGO GmbH & Co. KG	-	-

## Approvals for marine applications

Logo	Approval	Additional Approval Text	Certificate name
	ABS American Bureau of Shipping	-	19- HG1868589- PDA
	DNV GL Det Norske Veritas, Germanischer Lloyd	-	TAE00001Z6
	LR Lloyds Register	IEC 61984	LR22429487TA

## Counterpart



## Item no.770-1632

T-distribution connector; 4-pole; Cod. B; 1 input; 2 outputs; 2 locking levers; light green

[www.wago.com/770-1632](http://www.wago.com/770-1632)

## Item no.770-1682

h-distribution connector; 4-pole; Cod. B; 1 input; 2 outputs; outputs on one side; 2 locking levers; light green

[www.wago.com/770-1682](http://www.wago.com/770-1682)

Subject to changes. Please also observe the further product documentation!

WAGO GmbH & Co. KG  
 Hansastr. 27  
 32423 Minden  
 Phone: +49571 887-0 | Fax: +49571 887-169  
 Email: [info.de@wago.com](mailto:info.de@wago.com) | Web: [www.wago.com](http://www.wago.com)

Do you have any questions about our products?  
 We are always happy to take your call at +49 (571) 887-44222.

**Item no.770-1732**

T-distribution connector; 4-pole; Cod. B; 1 input; 2 outputs; 3 locking levers; for flying leads; light green

[www.wago.com/770-1732](http://www.wago.com/770-1732)**Item no.770-1735**

3-way distribution connector; 4-pole; Cod. B; 1 input; 3 outputs; light green

[www.wago.com/770-1735](http://www.wago.com/770-1735)**Item no.770-1782**

h-distribution connector; 4-pole; Cod. B; 1 input; 2 outputs; outputs on one side; 3 locking levers; for flying leads; light green

[www.wago.com/770-1782](http://www.wago.com/770-1782)**Item no.770-274**Plug; 4-pole; Cod. B; 4,00 mm<sup>2</sup>; light green[www.wago.com/770-274](http://www.wago.com/770-274)**Item no.770-774**Snap-in plug; 4-pole; Cod. B; 4,00 mm<sup>2</sup>; light green[www.wago.com/770-774](http://www.wago.com/770-774)**Item no.770-874**

Plug for PCBs; straight; 4-pole; Cod. B; light green

[www.wago.com/770-874](http://www.wago.com/770-874)**Item no.771-9994/005-105**pre-assembled interconnecting cable; Eca; Socket/plug; 4-pole; Cod. B; H05VV-F 4 x 1.0 mm<sup>2</sup>; 1 m; 1,00 mm<sup>2</sup>; light green[www.wago.com/771-9994/005-105](http://www.wago.com/771-9994/005-105)**Item no.770-874/011-000**

Plug for PCBs; angled; 4-pole; Cod. B; light green

[www.wago.com/770-874/011-000](http://www.wago.com/770-874/011-000)**Item no.771-9994/205-105**pre-assembled connecting cable; Eca; Plug/open-ended; 4-pole; Cod. B; Control cable 4 x 1.0 mm<sup>2</sup>; 1 m; 1,00 mm<sup>2</sup>; light green[www.wago.com/771-9994/205-105](http://www.wago.com/771-9994/205-105)

## Required accessories

### Locking levers

#### Locking system

**Item no.: 770-121**

Locking lever; for flying leads; for manual operation; white

[www.wago.com/770-121](http://www.wago.com/770-121)**Item no.: 770-131**

Locking lever; for flying leads; for tool operation; white

[www.wago.com/770-131](http://www.wago.com/770-131)**Item no.: 770-101**

Locking lever; for flying leads; for manual operation; black

[www.wago.com/770-101](http://www.wago.com/770-101)**Item no.: 770-111**

Locking lever; for flying leads; for tool operation; black

[www.wago.com/770-111](http://www.wago.com/770-111)

### Strain relief

#### Strain relief housing

Subject to changes. Please also observe the further product documentation!

WAGO GmbH &amp; Co. KG

Hansastr. 27

32423 Minden

Phone: +49571 887-0 | Fax: +49571 887-169

Email: [info.de@wago.com](mailto:info.de@wago.com) | Web: [www.wago.com](http://www.wago.com)

Do you have any questions about our products?

We are always happy to take your call at +49 (571) 887-44222.

**Item no.: 770-504/023-000**

Strain relief housing; 4-pole; for 2 cables; 5.0 ... 9.0 mm; 55 mm; black

[www.wago.com/770-504/023-000](http://www.wago.com/770-504/023-000)**Item no.: 770-514**

Strain relief housing; 4-pole; for 2 cables; 9.0 ... 13.0 mm; 55 mm; white

[www.wago.com/770-514](http://www.wago.com/770-514)**Item no.: 770-504**

Strain relief housing; 4-pole; for 2 cables; 9.0 ... 13.0 mm; 55 mm; black

[www.wago.com/770-504](http://www.wago.com/770-504)**Item no.: 770-514/023-000**

Strain relief housing; 4-pole; for 2 cables; 5.0 ... 9.0 mm; 55 mm; white

[www.wago.com/770-514/023-000](http://www.wago.com/770-514/023-000)

## Optional accessories

### Mounting

#### Mounting accessories

**Item no.: 770-319**

Snap-in frame; 4-pole; 1.0 ... 3.0 mm; black

[www.wago.com/770-319](http://www.wago.com/770-319)**Item no.: 770-339**

Snap-in frame; 4-pole; 1.0 ... 3.0 mm; white

[www.wago.com/770-339](http://www.wago.com/770-339)

### Cover

#### Cover

**Item no.: 770-201**

Lockout cap; 12-pole, separable; for sockets; Plastic; black

[www.wago.com/770-201](http://www.wago.com/770-201)**Item no.: 770-221**

Lockout cap; 12-pole, separable; for sockets; Plastic; white

[www.wago.com/770-221](http://www.wago.com/770-221)**Item no.: 897-2005**

Protective cap; Type4; for sockets and plugs; PVC; red

[www.wago.com/897-2005](http://www.wago.com/897-2005)

### Tool

#### Operating tool

**Item no.: 210-719**

Operating tool; Blade: 2.5 x 0.4 mm; with a partially insulated shaft

[www.wago.com/210-719](http://www.wago.com/210-719)

### Marking accessories

#### Marker

Subject to changes. Please also observe the further product documentation!





**Item no.: 770-450/000-002**  
Marker card; Plastic; yellow

[www.wago.com/770-450/000-002](http://www.wago.com/770-450/000-002)



**Item no.: 770-450/000-001**  
Marker card; Plastic; green

[www.wago.com/770-450/000-001](http://www.wago.com/770-450/000-001)



**Item no.: 770-450/000-005**  
Marker card; Plastic; red

[www.wago.com/770-450/000-005](http://www.wago.com/770-450/000-005)



**Item no.: 770-450**  
Marker card; Plastic; white

[www.wago.com/770-450](http://www.wago.com/770-450)



**Item no.: 770-450/000-006**  
Marker card; Plastic; blue

[www.wago.com/770-450/000-006](http://www.wago.com/770-450/000-006)



**Item no.: 770-450/000-012**  
Marker card; Plastic; orange

[www.wago.com/770-450/000-012](http://www.wago.com/770-450/000-012)

## Downloads

### Documentation

#### Bid Text

770-264 X81 - Datei	2019 Feb 19	xml 3.0 kB	Download
770-264 doc - Datei	2015 Jun 8	doc 24.6 kB	Download

## CAD/CAE-Data

### CAD data

2D/3D Models 770-264	URL	Download
----------------------	-----	----------

### CAE data

WSCAD Universe 770-264	URL	Download
ZUKEN Portal 770-264	URL	Download

Subject to changes. Please also observe the further product documentation!

## Asset Administration Shell

Asset Administration Shell 770-264

URL

Download

## Environmental Product Compliance

### Compliance Search

Environmental Product Compliance 770-264

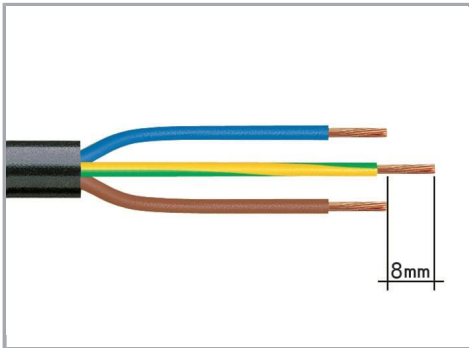
URL

Download


Socket; 4-pole; Cod. B; 4,00 mm<sup>2</sup>; light green

## Installation Notes


### Conductor termination



1. Strip length, outer insulation = 35 mm (2-pole), 55 mm (3- to 5-pole)
2. Strip length = 9 mm
3. Extended ground conductor = 8 mm




To terminate fine-stranded conductors, open the clamping unit via screwdriver (2.5 mm blade width) and insert a stripped conductor until it hits the backstop.




Insert the stripped solid conductor until it hits the backstop.

Subject to changes. Please also observe the further product documentation!



To terminate fine-stranded conductors, open the clamping unit via screwdriver (2.5 mm blade width) and insert a stripped conductor until it hits the backstop.


#### Conductor removal




To remove the conductor, actuate the clamp via screwdriver (2.5 mm blade width) and pull out the conductor.

#### Installation


Subject to changes. Please also observe the further product documentation!



We recommend pulling the pre-latched strain relief housing over the cable prior to termination. However, the strain relief can be mounted at a later time as well.



Latch the strain relief housing onto the plug /socket. Note the "TOP" inscription.



Prepare strain relief housing by snapping together upper and bottom part.




Tighten strain relief screw with screwdriver (2.5 mm blade width).

### Coding




Simply cut off the coding pin from the socket.



Insert coding pin into plug (break first) until it engages.

### Mismatching protection

Subject to changes. Please also observe the further product documentation!




B-coded connectors with different colors can be plugged together.

**Important note:**

Different colors and/or pole markings are used for circuit identification.

Only connectors of the same color and same pole marking must be plugged together.



B-coded connectors (shown in gray) not only differ in color, but also in their design, making them incompatible with other coded connectors.



Easy circuit identification via different marking and colors

## Product family

### WINSTA® MIDI

[Show all products from the family](#)

Subject to changes. Please also observe the further product documentation!

WAGO GmbH & Co. KG  
Hansastr. 27  
32423 Minden  
Phone: +49571 887-0 | Fax: +49571 887-169  
Email: [info.de@wago.com](mailto:info.de@wago.com) | Web: [www.wago.com](http://www.wago.com)

Do you have any questions about our products?  
We are always happy to take your call at +49 (571) 887-44222.