

Item description

Female connector/socket *WINSTA*® MIDI with protection against mismating

The *WINSTA*® MIDI female connector/socket rated current 25 A is the pluggable solution for your use in control cabinets, for lighting connections or on PCBs. Our pluggable installation connectors with spring pressure connection technology work without screw connections. They allow fast, efficient, error-free installation in a large number of possible uses. For greater protection in electrical installations, the pluggable installation connector is equipped with mechanical protection against mismating. Thanks to the color coding and mechanical A coding of *WINSTA*® MIDI pluggable installation connectors, you can clearly distinguish different circuits. This pluggable installation connector is used for electrical currents up to 25 A. Thus the product is also suitable for high power loads. The *WINSTA*® MIDI Pluggable Connection System with Push-in CAGE CLAMP® spring pressure connection technology facilitates precise electrification. Due to the included test slot, it is possible to check connections even when they are plugged in. This saves time, labor, and money. A range up to 48 mm can be used for the strip length.

Subject to changes. Please also observe the further product documentation!



Push-in CAGE CLAMP® spring pressure connection technology – pluggable installation instead of laborious screw connections!

WINSTA® is the pluggable connection system that is perfectly tailored to the strict requirements of electrical installation. It offers fast, secure and, above all, error-free installation of components and cables. Enjoy the benefits of the pluggable version of our maintenance-free spring pressure connection technology too! Plan your installation with with protection type IP2XD from WAGO.

-
- protection against mismatching eliminates errors
- pre-assembled versions
- for any mains application
- custom-engineered solutions
- quick replacement of defective units during ongoing operation

Data Electrical data

Ratings per IEC/EN

Ratings per	IEC/EN 60664-1
Nominal voltage (III/3)	250 V
Rated impulse voltage (III/3)	4 kV
Rated current	25 A
Legend (ratings)	(III / 3) ≙ Overvoltage category III / Pollution degree 3

Ratings per UL 1977

Note for the US market	Some versions may also be used for current interruption in accordance with the UL certificate in select applications with currents below 16 A and voltages up to 600 V. For further information, please contact your local sales office.
Rated voltage (UL 1977)	600 V
Rated current UL 1977	23 A

General information

Note on contact resistance	approx. 1 mΩ of contact resistance approx. 0.25 mΩ contact transition plug/socket
----------------------------	--

Subject to changes. Please also observe the further product documentation!



Connection data

Connection points	6
Total number of potentials	3

Connection 1

Connection technology	Push-in CAGE CLAMP®
Actuation type	Operating tool Push-in
Nominal cross-section	4 mm² / 12 AWG
Solid conductor	0.5 ... 4 mm² / 20 ... 12 AWG
Solid conductor; push-in termination	1.5 ... 4 mm² / 16 ... 12 AWG
Stranded conductor	0.5 ... 2.5 mm² / 20 ... 14 AWG
Fine-stranded conductor	0.5 ... 4 mm² / 20 ... 12 AWG
Fine-stranded conductor; with insulated ferrule	0.25 ... 1.5 mm² / 20 ... 16 AWG
Fine-stranded conductor; with uninsulated ferrule	0.25 ... 2.5 mm² / 20 ... 14 AWG
Fine-stranded conductor; with ferrule; push-in termination	1.5 mm² / 16 AWG
Strip length	9 mm / 0.35 inches
Pole number	3
Conductor entry direction to mating direction	0°
Strip length (outer insulation)	48 mm

Physical data

Pin spacing	10 mm / 0.394 inches
Width	30 mm / 1.181 inches
Height	15.6 mm / 0.614 inches
Depth	77 mm / 3.031 inches

Mechanical Data

Application	General mains applications
Coding	A
Variable coding	Yes
Marking	L ⊥ N
Potential marking	L ⊥ N
Mating force of a plug-in connection	approx. 20 ... 70 N (depending on pole number)
Retention force of a plug-in connection	Locked: > 80 N

Subject to changes. Please also observe the further product documentation!



Unmating force of a plug-in connection	Unlocked: approx. 20 ... 70 N (depending on pole number)
Number of mating cycles	200, without resistive load
Protection type	IP2XD; When mated and secured with a strain relief housing: IP2xC (These compact connectors are not designed for use in open, easily accessible areas!)
Suitable	for quick assembly

Plug-in connection

Contact type (pluggable connector)	Female connector/socket
Connector (connection type)	for conductor
Mismating protection	Yes
Note on mismating protection	All WINSTA [®] components are 100% protected against mismating when: a.) plugging different numbers of poles b.) plugging while rotated 180 c.) plugging while laterally staggered d.) plugging one pole
Locking lever	Can be retrofitted
Locking of plug-in connection	locking lever
Note on locking system	All connectors for mounted installations (snap-in versions for lighting fixtures or devices, all types of PCB and distribution connectors) are factory-equipped with locking levers to ensure plugs and sockets are securely locked. Additional locking levers are only required for flying leads (plug/socket).
Strain relief	Strain relief house, for quick assembly

Material data

Note (material data)	Information on material specifications can be found here
Color	black
Cover color	gray
Material group	I
Insulation material	Polyamide (PA66)
Flammability class per UL94	V0
Clamping spring material	Chrome-nickel spring steel (CrNi)
Contact material	Copper or copper alloy; surface-treated
Contact plating	Tin
Fire load	0.419 MJ
Strain relief color	black

Subject to changes. Please also observe the further product documentation!

Weight	17.6 g
--------	--------

Environmental requirements

Processing temperature	-5 ... +40 °C
Continuous operating temperature	-35 ... +85 °C
Note on continuous operating temperature	Insulating parts for temperatures ≤ 105 °C

Commercial data


eCl@ss 10.0	27-44-06-05
eCl@ss 9.0	27-44-06-05
ETIM 8.0	EC002560
ETIM 7.0	EC002560
PU (SPU)	25 pcs
Packaging type	box
Country of origin	DE
GTIN	4055143209168
Customs tariff number	85366990990

Environmental Product Compliance


RoHS Compliance Status	Compliant, No Exemption
------------------------	-------------------------

Approvals / Certificates

General approvals
















Logo	Approval	Additional Approval Text	Certificate name
	cURus Underwriters Laboratories Inc.	UL 1059	E 45172

Approvals for marine applications

Logo	Approval	Additional Approval Text	Certificate name
	LR Lloyds Register	IEC 61984	LR22429487TA

Subject to changes. Please also observe the further product documentation!

Counterpart

	Item no.770-113 Plug; with strain relief housing; 3-pole; Cod. A; 4,00 mm²; black	www.wago.com/770-113
	Item no.770-213 Plug; 3-pole; Cod. A; 4,00 mm²; black	www.wago.com/770-213
	Item no.770-213/002-000 Plug; with direct ground contact; 3-pole; Cod. A; 4,00 mm²; black	www.wago.com/770-213/002-000
	Item no.770-606 T-distribution connector; 3-pole; Cod. A; 1 input; 2 outputs; 2 locking levers; black	www.wago.com/770-606
	Item no.770-213/035-000 Plug; with strain relief housing; 3-pole; Cod. A; 4,00 mm²; black	www.wago.com/770-213/035-000
	Item no.770-607 3-way distribution connector; 3-pole; Cod. A; 1 input; 3 outputs; black	www.wago.com/770-607
	Item no.770-608 5-way distribution connector; 3-pole; Cod. A; 1 input; 5 outputs; outputs on both sides; black	www.wago.com/770-608
	Item no.770-615 T-distribution connector; 3-pole; Cod. A; 1 input; 2 outputs; 3 locking levers; for flying leads; black	www.wago.com/770-615
	Item no.770-633 h-distribution connector; 3-pole; Cod. A; 1 input; 2 outputs; 2 locking levers; black	www.wago.com/770-633
	Item no.770-634 h-distribution connector; 3-pole; Cod. A; 1 input; 2 outputs; outputs on one side; 2 locking levers; black	www.wago.com/770-634
	Item no.770-635 h-distribution connector; 3-pole; Cod. A; 1 input; 2 outputs; outputs on both sides; 3 locking levers; for flying leads; black	www.wago.com/770-635
	Item no.770-636 h-distribution connector; 3-pole; Cod. A; 1 input; 2 outputs; outputs on one side; 3 locking levers; for flying leads; black	www.wago.com/770-636
	Item no.770-637 Distribution connector for switches; Single-pole switch and series circuit; 3-pole; Cod. A/S; 1 input; 5 outputs; black	www.wago.com/770-637
	Item no.770-638 Distribution connector for switches; Single-pole and throttle two-way circuit; 3-pole; Cod. A/S; 1 input; 5 outputs; black	www.wago.com/770-638
	Item no.770-713 Snap-in plug; 3-pole; Cod. A; 4,00 mm²; black	www.wago.com/770-713

Subject to changes. Please also observe the further product documentation!



Item no. 770-713/007-000
Snap-in plug; with direct ground contact; 3-pole; Cod. A; 4,00 mm²; black

www.wago.com/770-713/007-000



Item no. 770-813
Plug for PCBs; straight; 3-pole; Cod. A; black

www.wago.com/770-813



Item no. 770-813/011-000
Plug for PCBs; angled; 3-pole; Cod. A; black

www.wago.com/770-813/011-000



Item no. 771-9993/006-101
pre-assembled interconnecting cable; Eca; Socket/plug; 3-pole; Cod. A; H05VV-F 3G 1.5 mm²; 1 m; 1,50 mm²; black

www.wago.com/771-9993/006-101



Item no. 771-9993/206-101
pre-assembled connecting cable; Eca; Plug/open-ended; 3-pole; Cod. A; H05VV-F 3G 1.5 mm²; 1 m; 1,50 mm²; black

www.wago.com/771-9993/206-101

Required accessories

Locking levers

Locking system



Item no.: 770-121
Locking lever; for flying leads; for manual operation; white

www.wago.com/770-121



Item no.: 770-131
Locking lever; for flying leads; for tool operation; white

www.wago.com/770-131



Item no.: 770-101
Locking lever; for flying leads; for manual operation; black

www.wago.com/770-101



Item no.: 770-111
Locking lever; for flying leads; for tool operation; black

www.wago.com/770-111

Optional accessories

Marking accessories

Marker



Item no.: 770-450/000-002
Marker card; Plastic; yellow

www.wago.com/770-450/000-002







Item no.: 770-450/000-001
Marker card; Plastic; green


www.wago.com/770-450/000-001

Subject to changes. Please also observe the further product documentation!





	Item no.: 770-450/000-005 Marker card; Plastic; red	www.wago.com/770-450/000-005
	Item no.: 770-450 Marker card; Plastic; white	www.wago.com/770-450
	Item no.: 770-450/000-006 Marker card; Plastic; blue	www.wago.com/770-450/000-006
	Item no.: 770-450/000-012 Marker card; Plastic; orange	www.wago.com/770-450/000-012



Shield termination

Shield termination		
	Item no.: 770-523 Shield connecting plate; 3-pole; for sockets and plugs; silver-colored	www.wago.com/770-523

Tool

Operating tool		
	Item no.: 210-719 Operating tool; Blade: 2.5 x 0.4 mm; with a partially insulated shaft	www.wago.com/210-719
	Item no.: 770-383 Operating tool; 3-way; green	www.wago.com/770-383

Cover

Cover		
	Item no.: 770-201 Lockout cap; 12-pole, separable; for sockets; Plastic; black	www.wago.com/770-201
	Item no.: 770-221 Lockout cap; 12-pole, separable; for sockets; Plastic; white	www.wago.com/770-221

Downloads
Documentation

Bid Text			
770-203/035-000	2019 Feb 19	xml	Download
X81 - Datei		3.1 kB	

770-203/035-000
Subject to changes. Please also observe the further product documentation!

WAGO GmbH & Co. KG
Hansastr. 27
32423 Minden
Phone: +49571 887-0 | Fax: +49571 887-169
Email: info.de@wago.com | Web: www.wago.com

Do you have any questions about our products?
We are always happy to take your call at +49 (571) 887-44222.



770-203/035-000	2015 Jun 8	doc	Download
doc - Datei		24.1 kB	
ausschreiben.de 770-203/035-000		URL	Download

CAD/CAE-Data

CAD data

2D/3D Models 770-203/035-000	URL	Download
------------------------------	-----	----------

Asset Administration Shell

Asset Administration Shell 770-203/035-000	URL	Download
--	-----	----------


Environmental Product Compliance

Compliance Search


Environmental Product Compliance 770-203/035-000	URL	Download
Socket; with strain relief housing; 3-pole; Cod. A; 4,00 mm²; black		

Installation Notes

Conductor termination




- 1. Strip length, outer insulation = 35 mm (2-pole), 55 mm (3- to 5-pole)
- 2. Strip length = 9 mm
- 3. Extended ground conductor = 8 mm




To terminate fine-stranded conductors, open the clamping unit via screwdriver (2.5 mm blade width) and insert a stripped conductor until it hits the backstop.

Subject to changes. Please also observe the further product documentation!




Insert the stripped solid conductor until it hits the backstop.



To terminate fine-stranded conductors, open the clamping unit via screwdriver (2.5 mm blade width) and insert a stripped conductor until it hits the backstop.

Conductor removal




To remove the conductor, actuate the clamp via screwdriver (2.5 mm blade width) and pull out the conductor.

Coding




Simply cut off the coding pin from the socket.




Insert coding pin into plug (break first) until it engages.

Shield termination

Subject to changes. Please also observe the further product documentation!




Connector with shield termination



Apply the shield to the sheathed cable.

Strip length, outer insulation = 55 mm

Shield length = 10 mm



Push the shield connecting plate into the connector until fully inserted.



First insert the wired connector into a strain relief housing, then snap cover and tighten screw.

Product family

WINSTA® MIDI

[Show all products from the family](#)

Subject to changes. Please also observe the further product documentation!

WAGO GmbH & Co. KG
Hansastr. 27
32423 Minden
Phone: +49571 887-0 | Fax: +49571 887-169
Email: info.de@wago.com | Web: www.wago.com

Do you have any questions about our products?
We are always happy to take your call at +49 (571) 887-44222.