



 Picture differs from the item.

Color: 

Data

Electrical data

Ratings per IEC/EN

Rated current

41 A

Subject to changes. Please also observe the further product documentation!

WAGO GmbH & Co. KG

Hansastr. 27

32423 Minden

Phone: +49571 887-0 | Fax: +49571 887-169

Email: info.de@wago.com | Web: www.wago.com

Do you have any questions about our products?

We are always happy to take your call at +49 (571) 887-44222.



Physical data

Pin spacing	10 mm / 0.394 inches
Jumper assignment	1-2-3

Mechanical Data

Suitable	for 745 Series (6 mm ²) and 2706 Series
----------	---

Material data

Note (material data)	Information on material specifications can be found here
Color	silver-colored
Contact material	Copper alloy
Contact plating	Tin
Weight	2.8 g

Commercial data

Product Group	4 (Printed Circuit Connectors)
eCl@ss 10.0	27-14-11-40
eCl@ss 9.0	27-44-04-92
ETIM 8.0	EC000489
ETIM 7.0	EC000489
PU (SPU)	250 (50) pcs
Packaging type	box
Country of origin	CH
GTIN	4044918303477
Customs tariff number	85366990990

Environmental Product Compliance

RoHS Compliance Status	Compliant, No Exemption
------------------------	-------------------------

Downloads

Documentation

Additional Information

2019 Apr 3	pdf 2.1 MB	Download
------------	---------------	----------

Subject to changes. Please also observe the further product documentation!



CAD/CAE-Data

CAD data

2D/3D Models 745-393	URL	Download
----------------------	-----	----------

CAE data

ZUKEN Portal 745-393	URL	Download
----------------------	-----	----------

Asset Administration Shell


Asset Administration Shell 745-393	URL	Download
------------------------------------	-----	----------

Environmental Product Compliance


Compliance Search

Environmental Product Compliance 745-393 Jumper; 3-way; silver-colored	URL	Download
---	-----	----------

Installation Notes




Inserting a comb-style jumper bar.



To insert a comb-style jumper bar, push it down using a screwdriver until it hits the backstop – 745 Series.

Subject to changes. Please also observe the further product documentation!



To remove the jumper bar, lift it up using a screwdriver – 745 Series.

Subject to changes. Please also observe the further product documentation!

WAGO GmbH & Co. KG
Hansastr. 27
32423 Minden
Phone: +49571 887-0 | Fax: +49571 887-169
Email: info.de@wago.com | Web: www.wago.com

Do you have any questions about our products?
We are always happy to take your call at +49 (571) 887-44222.