


## Data sheet | Item number: 734-502

THT female header; straight; Pin spacing 3.81 mm; 2-pole; 100% protected against mismatching; 0.9 x 0.9 mm solder pin; orange

[www.wago.com/734-502](http://www.wago.com/734-502)

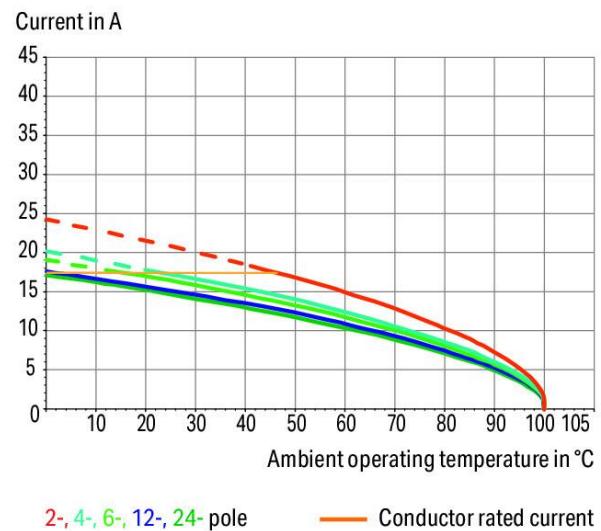


 Picture differs from the item.

Color: 

### Derating Curve

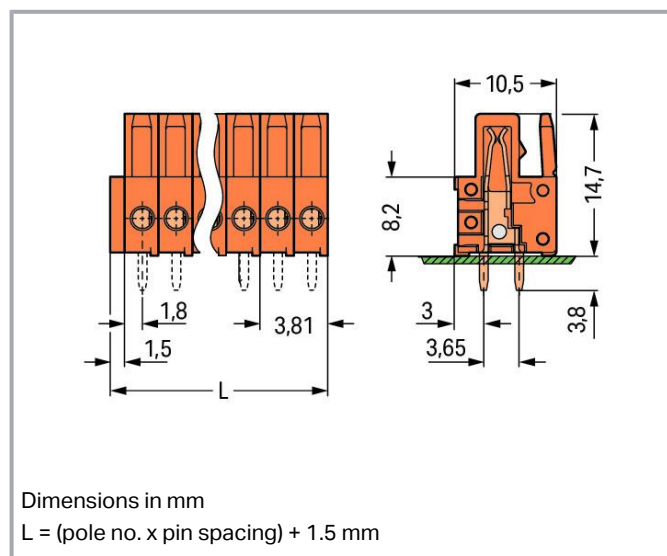
THT female header (734-532) with  
1-conductor male connector (734-302)  
Pin spacing: 3.5 mm / Conductor cross-section: 1.5 mm<sup>2</sup> "f-st"  
Based on: EN 60512-5-2 / Reduction factor: 0.8



Subject to changes. Please also observe the further product documentation!

WAGO GmbH & Co. KG  
Hansastr. 27  
32423 Minden  
Phone: +49571 887-0 | Fax: +49571 887-169  
Email: [info.de@wago.com](mailto:info.de@wago.com) | Web: [www.wago.com](http://www.wago.com)

Do you have any questions about our products?  
We are always happy to take your call at +49 (571) 887-44222.



## Item description

- Horizontal or vertical PCB mounting via straight or angled solder pins
- Integrated test ports for 2 mm Ø test plugs
- For board-to-board and board-to-wire connections
- Touch-proof PCB outputs
- Easy-to-identify inputs and outputs
- 100% protected against mismatching
- Coding option available

## Data

### Notes

#### Safety information

The *MCS – MULTI CONNECTION SYSTEM* includes connectors without breaking capacity in accordance with DIN EN 61984. When used as intended, these connectors must not be connected /disconnected when live or under load. When used as intended, these connectors must not be connected/disconnected when live or under load. The circuit design should ensure header pins, which can be touched, are not live when unmated.

#### Variants:

#### Other pole numbers

Gold-plated or partially gold-plated contact surfaces

Other versions (or variants) can be requested from WAGO Sales or configured at <https://configurator.wago.com/>.

## Electrical data

Subject to changes. Please also observe the further product documentation!

WAGO GmbH & Co. KG

Hansastr. 27

32423 Minden

Phone: +49571 887-0 | Fax: +49571 887-169

Email: [info.de@wago.com](mailto:info.de@wago.com) | Web: [www.wago.com](http://www.wago.com)

Do you have any questions about our products?

We are always happy to take your call at +49 (571) 887-44222.



## Ratings per IEC/EN

|                               |  |
|-------------------------------|--|
| Ratings per                   | IEC/EN 60664-1   |
| Nominal voltage (III/3)       | 160 V  |
| Rated impulse voltage (III/3) | 2.5 kV   |
| Rated voltage (III/2)         | 160 V  |
| Rated impulse voltage (III/2) | 2.5 kV   |
| Nominal voltage (II/2)        | 320 V  |
| Rated surge voltage (II/2)    | 2.5 kV   |
| Rated current                 | 10 A   |
| Legend (ratings)              | (III / 2) $\triangleq$ Overvoltage category III / Pollution degree 2 |

## Ratings per UL

|                                |         |
|--------------------------------|---------|
| Approvals per                  | UL 1059 |
| Rated voltage UL (Use Group B) | 300 V   |
| Rated current UL (Use Group B) | 10 A    |
| Rated voltage UL (Use Group D) | 300 V   |
| Rated current UL (Use Group D) | 10 A    |

## Ratings per CSA

|                                 |       |
|---------------------------------|-------|
| Approvals per                   | CSA   |
| Rated voltage CSA (Use Group B) | 300 V |
| Rated current CSA (Use Group B) | 10 A  |
| Rated voltage CSA (Use Group D) | 300 V |
| Rated current CSA (Use Group D) | 10 A  |

## Connection data

|                            |   |
|----------------------------|---|
| Connection points          | 2 |
| Total number of potentials | 2 |
| Number of connection types | 1 |
| Number of levels           | 1 |

## Connection 1

|             |   |
|-------------|---|
| Pole number | 2 |
|-------------|---|

Subject to changes. Please also observe the further product documentation!



## Physical data

|                                      |                          |
|--------------------------------------|--------------------------|
| Pin spacing                          | 3.81 mm / 0.15 inches    |
| Width                                | 9.12 mm / 0.359 inches   |
| Height                               | 18.5 mm / 0.728 inches   |
| Height from the surface              | 14.7 mm / 0.579 inches   |
| Depth                                | 10.5 mm / 0.413 inches   |
| Solder pin length                    | 3.8 mm                   |
| Solder pin dimensions                | 0.9 x 0.9 mm             |
| Drilled hole diameter with tolerance | 1.4 <sup>(+0.1)</sup> mm |

## Mechanical Data

|                          |     |
|--------------------------|-----|
| Variable coding          | Yes |
| Anti-rotation protection | Yes |

## Plug-in connection

|                                      |                         |
|--------------------------------------|-------------------------|
| Contact type (pluggable connector)   | Female connector/socket |
| Connector (connection type)          | for PCB                 |
| Mismating protection                 | Yes                     |
| Plugging without loss of pin spacing | No                      |
| Mating direction to the PCB          | 90 °                    |
| Locking of plug-in connection        | none                    |

## PCB contact

|                                     |  |
|-------------------------------------|--|
| PCB contact                         | THT  |
| Solder pin arrangement              | over the entire female connector (in-line) |
| Number of solder pins per potential | 1  |

## Material data

|                             |  |
|-----------------------------|--|
| Note (material data)        | Information on material specifications can be found here |
| Color                       | orange   |
| Material group              | I  |
| Insulation material         | Polyamide (PA66)   |
| Flammability class per UL94 | V0   |

Subject to changes. Please also observe the further product documentation!

WAGO GmbH & Co. KG  
Hansastr. 27  
32423 Minden  
Phone: +49571 887-0 | Fax: +49571 887-169  
Email: [info.de@wago.com](mailto:info.de@wago.com) | Web: [www.wago.com](http://www.wago.com)

Do you have any questions about our products?  
We are always happy to take your call at +49 (571) 887-44222.



|                  |              |
|------------------|--------------|
| Contact material | Copper alloy |
| Contact plating  | Tin          |
| Fire load        | 0.003 MJ     |
| Weight           | 1.2 g        |

### Environmental requirements

|                         |                 |
|-------------------------|-----------------|
| Limit temperature range | -60 ... +100 °C |
| Processing temperature  | -35 ... +60 °C  |

### Commercial data



|                       |                        |
|-----------------------|------------------------|
| Product Group         | 3 (Multi Conn. System) |
| eCl@ss 10.0           | 27-44-04-02            |
| eCl@ss 9.0            | 27-44-04-02            |
| ETIM 8.0              | EC002637               |
| ETIM 7.0              | EC002637               |
| PU (SPU)              | 200 pcs                |
| Packaging type        | Box                    |
| Country of origin     | DE                     |
| GTIN                  | 4045454029388          |
| Customs tariff number | 85366990990            |

### Environmental Product Compliance



|                        |                         |
|------------------------|-------------------------|
| RoHS Compliance Status | Compliant, No Exemption |
|------------------------|-------------------------|

### Approvals / Certificates



#### General approvals

| Logo   | Approval                                     | Additional Approval Text | Certificate name |
|--|--|--------------------------|------------------|
|  | <b>CB</b><br>DEKRA Certification B.V.        | EN 61984                 | NL-54190         |
|  | <b>CSA</b><br>DEKRA Certification B.V.       | C22.2                    | 1465035          |
|  | <b>KEMA/KEUR</b><br>DEKRA Certification B.V. | EN 61984                 | 71-<br>105522    |






Subject to changes. Please also observe the further product documentation!

|  |                                |         |         |
|--|--------------------------------|---------|---------|
|  | UL                             | UL 1977 | E 45171 |
|  | Underwriters Laboratories Inc. |         |         |
|  | UR                             | UL 1059 | E45172  |
|  | Underwriters Laboratories Inc. |         |         |

## Approvals for marine applications

| Logo  | Approval              | Additional Approval Text | Certificate name |
|---|-----------------------|--------------------------|------------------|
|   | DNV<br>DNV GL SE      | -                        | TAE000016Z       |
|  | LR<br>Lloyds Register | IEC 61984                | 96/20035<br>(E5) |

## Counterpart

|  |  |  |
|--|--|--|
|  | <b>Item no.734-332</b><br>1-conductor male connector; CAGE CLAMP®; 1.5 mm²; Pin spacing 3.81 mm; 2-pole; 100% protected against mismatching; 1,50 mm²; orange                          | <a href="http://www.wago.com/734-332">www.wago.com/734-332</a>                 |
|  | <b>Item no.734-332/019-000</b><br>1-conductor male connector; CAGE CLAMP®; 1.5 mm²; Pin spacing 3.81 mm; 2-pole; 100% protected against mismatching; clamping collar; 1,50 mm²; orange | <a href="http://www.wago.com/734-332/019-000">www.wago.com/734-332/019-000</a> |
|  | <b>Item no.734-232/046-000</b><br>THT male header; 1.0 x 1.0 mm solder pin; straight; 100% protected against mismatching; Pin spacing 3.81 mm; 2-pole; orange                          | <a href="http://www.wago.com/734-232/046-000">www.wago.com/734-232/046-000</a> |
|  | <b>Item no.734-232</b><br>THT male header; 1.0 x 1.0 mm solder pin; straight; 100% protected against mismatching; Pin spacing 3.81 mm; 2-pole; orange                                  | <a href="http://www.wago.com/734-232">www.wago.com/734-232</a>                 |
|  | <b>Item no.734-262</b><br>THT male header; 1.0 x 1.0 mm solder pin; angled; 100% protected against mismatching; Pin spacing 3.81 mm; 2-pole; orange                                    | <a href="http://www.wago.com/734-262">www.wago.com/734-262</a>                 |

Subject to changes. Please also observe the further product documentation!



Downloads  
Documentation

Additional Information

|            |               |          |
|------------|---------------|----------|
| 2019 Apr 3 | pdf<br>2.1 MB | Download |
|------------|---------------|----------|

CAD/CAE-Data

CAD data

|                      |     |          |
|----------------------|-----|----------|
| 2D/3D Models 734-502 | URL | Download |
|----------------------|-----|----------|

CAE data

|                           |     |          |
|---------------------------|-----|----------|
| EPLAN Data Portal 734-502 | URL | Download |
|---------------------------|-----|----------|

|                      |     |          |
|----------------------|-----|----------|
| ZUKEN Portal 734-502 | URL | Download |
|----------------------|-----|----------|

PCB Design

|  |     |          |
|--|-----|----------|
| Symbol and Footprint via Ultra Librarian 734-502 | URL | Download |
|--|-----|----------|

CAX data for your PCB design, consisting of "schematic symbols and PCB footprints", allow easy integration of the WAGO component into your development environment.

Supported formats:

- Accel EDA 14 & 15
- Altair
- Altium 6 to current version
- Autodesk Fusion 360
- Cadence Allegro
- DesignSpark
- Eagle Libraries
- KiCad
- Mentor Graphics
- BoardStation
- Mentor Graphics Design Architect
- Mentor Graphics Design
- Expedition 99 and 2000
- OrCAD 9.X PCB and Capture
- PADS PowerPCB 3, 3.5, 4.X, and 5.X

Subject to changes. Please also observe the further product documentation!



- PADS PowerPCB and PowerLogic 3.0
- PCAD 2000, 2001, 2002, 2004, and 2006
- Pulsonix 8.5 or newer
- STL
- 3D STEP
- TARGET 3001!
- View Logic ViewDraw
- Quadcept
- Zuken CadStar 3 and 4
- Zuken CR-5000 and CR-8000
- Zuken eCADSTAR 2020 and 2021Zuken CR-5000 and CR-8000

#### PCB Component Libraries (EDA), PCB CAD Library Ultra Librarian

---

Symbol and Footprint via SamacSys 734-502

URL

Download

CAX data for your PCB design, consisting of "schematic symbols and PCB footprints", allow easy integration of the WAGO component into your development environment.

Supported formats:

- 3D (stp)
- Altium
- CADSTAR
- Capture
- CircuitStudio
- CR-5000
- CR-8000
- DEHDL
- DesignSpark PCB
- DesignSpark PCB PRO
- DipTrace
- EAGLE
- Easy-PC
- EasyEDA
- eCADSTAR
- KiCad
- OrCAD\_Allegro16
- PADS
- Proteus

—  
Subject to changes. Please also observe the further product documentation!

---

WAGO GmbH & Co. KG

Hansastr. 27

32423 Minden

Phone: +49571 887-0 | Fax: +49571 887-169

Email: [info.de@wago.com](mailto:info.de@wago.com) | Web: [www.wago.com](http://www.wago.com)

Do you have any questions about our products?

We are always happy to take your call at +49 (571) 887-44222.





- Pulsonix
- Quadcept
- SOLIDWORKS PCB
- TARGET 3001!
- xDX Designer
- Xpedition

PCB Component Libraries (EDA), PCB CAD Library SamacSys Electronic Component Search Engine

Asset Administration Shell

|                                    |     |          |
|------------------------------------|-----|----------|
| Asset Administration Shell 734-502 | URL | Download |
|------------------------------------|-----|----------|

Environmental Product Compliance

Compliance Search

|   |     |          |
|---|-----|----------|
| Environmental Product Compliance 734-502  | URL | Download |
| THT female header; straight; Pin spacing 3.81 mm; 2-pole; 100% protected against mismatching; 0.9 x 0.9 mm solder pin; orange |     |          |

Installation Notes

Product family

MCS MINI  
[Show all products from the family](#)

Subject to changes. Please also observe the further product documentation!