

Data

Physical data

Width	25 mm / 0.984 inches
Height	1.87 mm / 0.074 inches
Depth	27 mm / 1.063 inches

Mechanical Data

Suitable	for standard male and female connectors (2.5 mm; 3.5 mm; 5 mm; 7.5 mm pin spacing)
----------	--

Material data

Note (material data)	Information on material specifications can be found here
----------------------	--

Subject to changes. Please also observe the further product documentation!



Color	gray
Fire load	0.019 MJ
Weight	0.7 g

Commercial data


Product Group	3 (Multi Conn. System)
eCl@ss 10.0	27-44-04-92
eCl@ss 9.0	27-44-04-92
ETIM 8.0	EC002848
ETIM 7.0	EC002848
PU (SPU)	100 (25) pcs
Packaging type	box
Country of origin	DE
GTIN	4017332650342
Customs tariff number	85389099990

Environmental Product Compliance

RoHS Compliance Status	Compliant, No Exemption
------------------------	-------------------------

Approvals / Certificates

Approvals for marine applications

Logo	Approval	Additional Approval Text	Certificate name
	LR Lloyds Register	IEC 61984	96/20035 (E5)

Downloads

Documentation

Bid Text

734-329 X81 - Datei	2019 Feb 19	xml 2.6 kB	Download
734-329 doc - Datei	2017 Apr 27	doc 24.1 kB	Download

Subject to changes. Please also observe the further product documentation!

WAGO GmbH & Co. KG
Hansastr. 27
32423 Minden
Phone: +49571 887-0 | Fax: +49571 887-169
Email: info.de@wago.com | Web: www.wago.com

Do you have any questions about our products?
We are always happy to take your call at +49 (571) 887-44222.



Additional Information	2019 Apr 3	pdf 2.1 MB	Download
------------------------	------------	---------------	----------

CAD/CAE-Data

CAD data

2D/3D Models 734-329	URL	Download
----------------------	-----	----------

CAE data

ZUKEN Portal 734-329	URL	Download
----------------------	-----	----------

Asset Administration Shell

Asset Administration Shell 734-329	URL	Download
------------------------------------	-----	----------


Environmental Product Compliance

Compliance Search

Environmental Product Compliance 734-329	URL	Download
Strain relief plate; for female and male connectors; 25 mm wide; 1 part; gray		

Installation Notes


Installation



Strain relief plates for factory or in-the-field assembly


Application

Subject to changes. Please also observe the further product documentation!



Strain relief plate, for factory assembly
1-conductor female connector, 2.5 mm pin
spacing, light gray,
12-pole, with strain relief plate
733-112/034-000

Application



Strain relief plate, for factory assembly
1-conductor female connector, 2.5 mm pin
spacing, light gray,
2-pole, with strain relief plate (733-102/032-
000)

Subject to changes. Please also observe the further product documentation!