

Strain relief plate; for female and male connectors; 35 mm wide; 1 part; Pin spacing 3.5 mm; light gray



The image displays five technical drawings of strain relief plates, each showing a different attachment configuration for cable ties. The dimensions are in millimeters (mm).

- Drawing 1 (Leftmost):** A side view of a plate with a width of 6 mm and a height of 11.5 mm. It features a central hole with a diameter of 4 mm.
- Drawing 2:** A top view of a plate with a width of 12.5 mm and a height of 10 mm. It has a central hole with a diameter of 4 mm and a smaller hole with a diameter of 3 mm. The distance from the center of the 4 mm hole to the edge is 3 mm.
- Drawing 3:** A top view of a plate with a width of 20 mm and a height of 10 mm. It has a central hole with a diameter of 4 mm and a smaller hole with a diameter of 3 mm. The distance from the center of the 4 mm hole to the edge is 4.2 mm.
- Drawing 4:** A top view of a plate with a width of 35 mm and a height of 10 mm. It has a central hole with a diameter of 4 mm and a smaller hole with a diameter of 3 mm. The distance from the center of the 4 mm hole to the edge is 4.2 mm.
- Drawing 5 (Rightmost):** A top view of a plate with a width of 55 mm and a height of 10 mm. It has a central hole with a diameter of 4 mm and a smaller hole with a diameter of 3 mm. The distance from the center of the 4 mm hole to the edge is 4.9 mm.

Width	35 mm / 1.378 inches
Height	1.87 mm / 0.074 inches
Depth	32 mm / 1.26 inches

Suitable for standard male and female connectors (2.5 mm; 3.5 mm; 5 mm; 7.5 mm pin spacing)

Note (material data)	Information on material specifications can be found here
Color	light gray
Fire load	0.032 MJ

WAGO GmbH & Co. KG
Hansastr. 27
32423 Minden
Phone: +49571 887-0 | Fax: +49571 887-169
Email: info.de@wago.com | Web: www.wago.com

Do you have any questions about our products?
We are always happy to take your call at +49 (571) 887-44222.



Weight	1.2 g
--------	-------

Commercial data


Product Group	3 (Multi Conn. System)
eCl@ss 10.0	27-44-04-92
eCl@ss 9.0	27-44-04-92
ETIM 8.0	EC002848
ETIM 7.0	EC002848
PU (SPU)	100 (25) pcs
Packaging type	box
Country of origin	DE
GTIN	4017332639217
Customs tariff number	85389099990

Environmental Product Compliance

RoHS Compliance Status	Compliant, No Exemption
------------------------	-------------------------

Approvals / Certificates

Approvals for marine applications

Logo	Approval	Additional Approval Text	Certificate name
	LR Lloyds Register	IEC 61984	96/20035 (E5)

Downloads

Documentation

Additional Information

2019 Apr 3	pdf 2.1 MB	Download
------------	---------------	----------

CAD/CAE-Data

CAD data

2D/3D Models 734-126	URL	Download
----------------------	-----	----------

Subject to changes. Please also observe the further product documentation!

WAGO GmbH & Co. KG
Hansastr. 27
32423 Minden
Phone: +49571 887-0 | Fax: +49571 887-169
Email: info.de@wago.com | Web: www.wago.com

Do you have any questions about our products?
We are always happy to take your call at +49 (571) 887-44222.



CAE data

ZUKEN Portal 734-126	URL	Download
Asset Administration Shell		
Asset Administration Shell 734-126	URL	Download


Environmental Product Compliance

Compliance Search

Environmental Product Compliance 734-126	URL	Download
Strain relief plate; for female and male connectors; 35 mm wide; 1 part; Pin spacing 3.5 mm; light gray		

Installation Notes


Installation



Strain relief plates for factory or in-the-field assembly

Application

Subject to changes. Please also observe the further product documentation!



Strain relief plate, for factory assembly
1-conductor female connector, 2.5 mm pin
spacing, light gray,
12-pole, with strain relief plate
733-112/034-000

Application



Strain relief plate, for factory assembly
1-conductor female connector, 2.5 mm pin
spacing, light gray,
2-pole, with strain relief plate (733-102/032-
000)

Subject to changes. Please also observe the further product documentation!