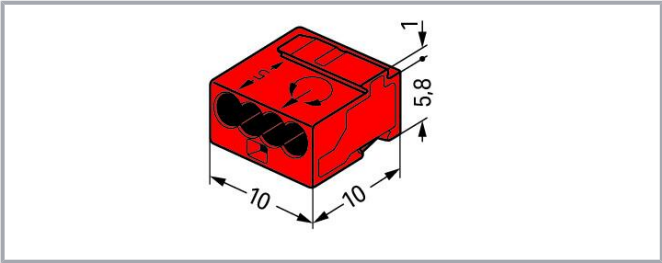


**Data sheet | Item number: 243-804**

MICRO PUSH WIRE® connector for junction boxes; for solid conductors;  
max. 0.8 mm Ø; 4-conductor; light gray cover; Surrounding air temperature:  
max 60°C; red

[www.wago.com/243-804](http://www.wago.com/243-804)



**Data**  
**Electrical data**

**Ratings per IEC/EN**

Ratings per	EN 60664
Nominal voltage (II/2)	100 V
Rated surge voltage (II/2)	1.5 kV
Rated current	6 A
Legend (ratings)	(II / 2) ≙ Overvoltage category II / Pollution degree 2

**Connection data**

Connection points	4
Total number of potentials	1
Number of connection types	1
Number of levels	1

Subject to changes. Please also observe the further product documentation!

WAGO GmbH & Co. KG  
Hansastr. 27  
32423 Minden  
Phone: +49571 887-0 | Fax: +49571 887-169  
Email: [info.de@wago.com](mailto:info.de@wago.com) | Web: [www.wago.com](http://www.wago.com)

Do you have any questions about our products?  
We are always happy to take your call at +49 (571) 887-44222.



## Connection 1

Connection technology	PUSH WIRE®
Actuation type	Push-in
Connectable conductor materials	Copper
Solid conductor	22 ... 20 AWG
Conductor diameter	0.6 ... 0.8 mm / 22 ... 20 AWG
Conductor diameter (note)	When using conductors of the same diameter, 0.5 mm (24 AWG) or 1 mm (18 AWG) diameters are also possible.
Strip length	5 ... 6 mm / 0.2 ... 0.24 inches
Wiring direction	Side-entry wiring

## Physical data

Width	10 mm / 0.394 inches
Height	6.8 mm / 0.268 inches
Depth	10 mm / 0.394 inches

## Material data

Note (material data)	Information on material specifications can be found here
Color	red
Cover color	light gray
Fire load	0.012 MJ
Weight	0.8 g

## Environmental requirements

Ambient temperature (operation)	+60 °C
Continuous operating temperature	105 °C

## Commercial data

eCl@ss 10.0	27-14-11-04
eCl@ss 9.0	27-14-11-04
ETIM 8.0	EC000446
ETIM 7.0	EC000446
PU (SPU)	1000 (100) pcs

Subject to changes. Please also observe the further product documentation!







Packaging type	box
Country of origin	DE
GTIN	4044918441025
Customs tariff number	85369010000

## Environmental Product Compliance



RoHS Compliance Status	Compliant, No Exemption
------------------------	-------------------------

## Approvals / Certificates

### General approvals

Logo	Approval	Additional Approval Text	Certificate name
	CCA DEKRA Certification B.V.	EN 60998	NTR NL 7812
	CSA DEKRA Certification B.V.	C22.2	70048857
	KEMA/KEUR DEKRA Certification B.V.	EN 60998	71- 112493
	UR Underwriters Laboratories Inc.	UL 1059	E45172

### Declarations of conformity and manufacturer's declarations

Logo	Approval	Additional Approval Text	Certificate name
	EU-Declaration of Conformity WAGO GmbH & Co. KG	-	-
	UK-Declaration of Conformity WAGO GmbH & Co. KG	-	-



### Approvals for marine applications

Subject to changes. Please also observe the further product documentation!

WAGO GmbH & Co. KG  
Hansastr. 27  
32423 Minden  
Phone: +49571 887-0 | Fax: +49571 887-169  
Email: [info.de@wago.com](mailto:info.de@wago.com) | Web: [www.wago.com](http://www.wago.com)


Do you have any questions about our products?  
We are always happy to take your call at +49 (571) 887-44222.





Logo	Approval	Additional Approval Text	Certificate name
	<b>ABS</b> American Bureau of Shipping	-	18- HG1755093- PDA
	<b>LR</b> Lloyds Register	EN 60998	LR22207029TA

## Optional accessories

### Marking accessories

Marking strip			
	<b>Item no.: 210-332/575-103</b> Marking strips; as a DIN A4 sheet; MARKED; 1-12 (160x); Height of marker strip: 3 mm; Strip length 182 mm; Horizontal marking; Self-adhesive; white		<a href="http://www.wago.com/210-332/575-103">www.wago.com/210-332/575-103</a>

### Mounting adapter

Mounting accessories			
	<b>Item no.: 243-112</b> Mounting carrier; for 4 connectors; 243 Series; for DIN-35 rail mounting/screw mounting; orange		<a href="http://www.wago.com/243-112">www.wago.com/243-112</a>
	<b>Item no.: 243-113</b> Mounting carrier; for 6 connectors; 243 Series; for DIN-35 rail mounting/screw mounting; orange		<a href="http://www.wago.com/243-113">www.wago.com/243-113</a>

## Downloads

### Documentation

#### Bid Text

243-804 X81 - Datei	2019 Feb 19	xml 3.3 kB	Download
243-804 doc - Datei	2017 May 17	doc 25.6 kB	Download
ausschreiben.de 243-804		URL	Download

Subject to changes. Please also observe the further product documentation!

WAGO GmbH & Co. KG  
Hansastr. 27  
32423 Minden  
Phone: +49571 887-0 | Fax: +49571 887-169  
Email: [info.de@wago.com](mailto:info.de@wago.com) | Web: [www.wago.com](http://www.wago.com)

Do you have any questions about our products?  
We are always happy to take your call at +49 (571) 887-44222.



CAD/CAE-Data

CAD data

2D/3D Models 243-804	URL	Download
----------------------	-----	----------

CAE data

EPLAN Data Portal 243-804	URL	Download
---------------------------	-----	----------

WSCAD Universe 243-804	URL	Download
------------------------	-----	----------

ZUKEN Portal 243-804	URL	Download
----------------------	-----	----------

Asset Administration Shell

Asset Administration Shell 243-804	URL	Download
------------------------------------	-----	----------


Environmental Product Compliance

Compliance Search


Environmental Product Compliance 243-804	URL	Download
MICRO PUSH WIRE® connector for junction boxes; for solid conductors; max. 0.8 mm Ø; 4-conductor; light gray cover; Surrounding air temperature: max 60°C; red		

Installation Notes

Conductor termination




Strip solid conductors to 5 ... 6 mm (0.19 ... 0.23 inch).




Termination: Insert the stripped solid conductor until it hits the backstop.

Subject to changes. Please also observe the further product documentation!



Removal: Hold conductor to be removed and twist alternately left and right while pulling the connector.

#### Installation



#### Connector strips:

Assembling modular connectors into connector strips.


#### Commoning



Commoned connector strips

#### Testing

Subject to changes. Please also observe the further product documentation!



Testing via test port opposite to conductor entry.



The 243 Series can be used in both communication and alarm systems according to the VdS (German Association of Property Insurers) guidelines.

No general approval is given to PUSH WIRE® connectors by the VdS association. The connectors must be tested together with the different parts of the system.

The requirements for connectors are specified in the VdS guidelines for junction boxes (VdS 2116) in section 8.7: "The junction box connectors must be designed to guarantee a reliable and stable connection."

The verification of the fulfillment of these requirements is documented in the VDE test report No. 2574-1440-4031 for the insulated 243 Series PUSH WIRE® Connectors.

Subject to changes. Please also observe the further product documentation!

WAGO GmbH & Co. KG  
Hansastr. 27  
32423 Minden  
Phone: +49571 887-0 | Fax: +49571 887-169  
Email: [info.de@wago.com](mailto:info.de@wago.com) | Web: [www.wago.com](http://www.wago.com)

Do you have any questions about our products?  
We are always happy to take your call at +49 (571) 887-44222.