

## Data sheet | Item number: 231-910

Jumper; for conductor entry; 10-way; insulated; gray

[www.wago.com/231-910](http://www.wago.com/231-910)



### Data

#### Electrical data

#### Ratings per IEC/EN

Ratings per	IEC/EN 60664-1
Rated voltage (III/2)	320 V
Rated impulse voltage (III/2)	4 kV
Rated current	16 A
Legend (ratings)	(III / 2) ≙ Overvoltage category III / Pollution degree 2

#### Connection data

##### Connection 1

Pole number	10
-------------	----

#### Physical data

Pin spacing	5/5.08 mm / 0.197/0.2 inches
Width	50.3 mm / 1.98 inches
Depth	6.15 mm / 0.242 inches

Subject to changes. Please also observe the further product documentation!

WAGO GmbH & Co. KG  
Hansastr. 27  
32423 Minden  
Phone: +49571 887-0 | Fax: +49571 887-169  
Email: [info.de@wago.com](mailto:info.de@wago.com) | Web: [www.wago.com](http://www.wago.com)

Do you have any questions about our products?  
We are always happy to take your call at +49 (571) 887-44222.

## Mechanical Data

Suitable

for male and female connectors with CAGE CLAMP® connection

## Material data

Note (material data)

Information on material specifications can be found here

Color	gray
Material group	I
Insulation material	Polyamide (PA66)
Flammability class per UL94	V0
Fire load	0.029 MJ
Weight	2.4 g

## Commercial data

Product Group	3 (Multi Conn. System)
eCl@ss 10.0	27-14-11-40
eCl@ss 9.0	27-14-11-40
ETIM 8.0	EC000489
ETIM 7.0	EC000489
PU (SPU)	100 (25) pcs
Packaging type	box
Country of origin	DE
GTIN	4045454565879
Customs tariff number	85366990990


## Environmental Product Compliance

RoHS Compliance Status

Compliant, No Exemption

## Approvals / Certificates

### General approvals

Logo	Approval	Additional Approval Text	Certificate name
	CSA DEKRA Certification B.V.	C22.2	1466354

Subject to changes. Please also observe the further product documentation!

WAGO GmbH &amp; Co. KG

Hansastr. 27

32423 Minden

Phone: +49571 887-0 | Fax: +49571 887-169

Email: [info.de@wago.com](mailto:info.de@wago.com) | Web: [www.wago.com](http://www.wago.com)

Do you have any questions about our products?

We are always happy to take your call at +49 (571) 887-44222.

## Downloads

### Documentation

#### Additional Information

2019 Apr 3

pdf  
2.1 MB

[Download](#)

## Environmental Product Compliance

### Compliance Search

Environmental Product Compliance 231-910


[URL](#)

[Download](#)


Jumper; for conductor entry; 10-way; insulated; gray

## Installation Notes

### Installation




Notice: Insert jumper bar according to direction of symbols.  
□ symbol correlates to the direction of the operating slot.



Notice: Insert jumper bar according to direction of symbols.  
○ symbol shows direction to conductor entry.


### Coding

Subject to changes. Please also observe the further product documentation!




Custom comb-style jumper bars are created by breaking off jumper contacts (3 contacts and more).

### Installation



Notice: Comb-style jumper bars reduce the conductor cross-section to 1.5 mm<sup>2</sup> "s" + "f-st."


### Commoning



Inserting a comb-style jumper bar via multipole operating tool – with the female or male connector being supported in a suitable holding device.


Subject to changes. Please also observe the further product documentation!

### Installation



Operating tool for comb-style jumper bars  
(231-902)

### Application



Both male and female connectors can be pre-assembled with comb-style jumper bars upon request.

Subject to changes. Please also observe the further product documentation!