
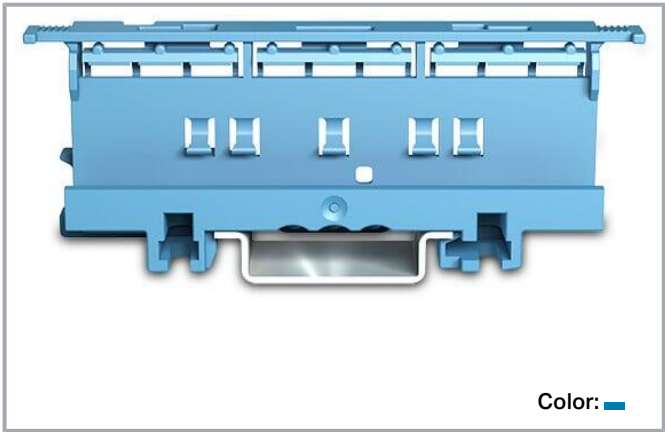


Data sheet | Item number: 221-510/000-006
Mounting carrier; 221 Series - 6 mm²; for DIN-35 rail mounting/screw
mounting; blue

www.wago.com/221-510/000-006



Data
Physical data

Width	19.3 mm / 0.76 inches
Height	94.2 mm / 3.709 inches
Depth from upper-edge of DIN-rail	28.3 mm / 1.114 inches

Mechanical Data

Mounting type	DIN-35 rail Screw mount
Suitable	for 2-, 3- and 5-conductor 221 Series Splicing Connectors (6 mm²)

Material data

Note (material data)	Information on material specifications can be found here
Color	blue
Material group	I
Insulation material	Polyamide (PA66)
Flammability class per UL94	V0
Fire load	0.365 MJ

Subject to changes. Please also observe the further product documentation!

WAGO GmbH & Co. KG
Hansastr. 27
32423 Minden
Phone: +49571 887-0 | Fax: +49571 887-169
Email: info.de@wago.com | Web: www.wago.com

Do you have any questions about our products?
We are always happy to take your call at +49 (571) 887-44222.

Weight	12.2 g
--------	--------

Commercial data

ETIM 8.0	EC002848
ETIM 7.0	EC002848
PU (SPU)	50 (10) pcs
Packaging type	box
Country of origin	CN
GTIN	4055143833554
Customs tariff number	39269097900


Environmental Product Compliance

RoHS Compliance Status	Compliant, No Exemption
------------------------	-------------------------

Optional accessories

Mounting adapter

Mounting accessories



Item no.: 222-505

Strain relief plate; for mounting carrier; 221 or 222 Series, can be snapped

www.wago.com/222-505



Item no.: 222-510

Angled DIN-rail adapter; in combination with mounting carrier; 221-500 or 222-500; for DIN-35 rail mounting; gray

www.wago.com/222-510

Marking accessories

Marking strip



Item no.: 210-833

Marking strips; 25 m on roll; 6 mm wide; plain; Self-adhesive; white

www.wago.com/210-833

Downloads

Documentation

Bid Text

221-510/000-006	docx	Download
doc - Datei	31.0 kB	
221-510/000-006	xml	Download
X81 - Datei	3.2 kB	

Subject to changes. Please also observe the further product documentation!

WAGO GmbH & Co. KG
Hansastr. 27
32423 Minden
Phone: +49571 887-0 | Fax: +49571 887-169
Email: info.de@wago.com | Web: www.wago.com

Do you have any questions about our products?
We are always happy to take your call at +49 (571) 887-44222.



CAD/CAE-Data

CAD data

2D/3D Models 221-510/000-006	URL	Download
------------------------------	-----	----------

CAE data

ZUKEN Portal 221-510/000-006	URL	Download
------------------------------	-----	----------

Asset Administration Shell

Asset Administration Shell 221-510/000-006	URL	Download
--	-----	----------


Environmental Product Compliance

Compliance Search

Environmental Product Compliance 221-510/000-006	URL	Download
Mounting carrier; 221 Series - 6 mm²; for DIN-35 rail mounting/screw mounting; blue		

Installation Notes

Conductor termination




CAGE CLAMP® connection:
Conductor termination with connectors fitted in a mounting carrier




Removing a conductor.


Subject to changes. Please also observe the further product documentation!




Inserting a connector into the mounting carrier.




Inserting a connector into the mounting carrier.



Removing a connector from the mounting carrier.



Securing a strain relief plate (222-505) to the mounting carrier.




Snapping the angled DIN-rail adapter (222-510) onto the mounting carrier.


Subject to changes. Please also observe the further product documentation!

WAGO GmbH & Co. KG
Hansastr. 27
32423 Minden
Phone: +49571 887-0 | Fax: +49571 887-169
Email: info.de@wago.com | Web: www.wago.com


Do you have any questions about our products?
We are always happy to take your call at +49 (571) 887-44222.



Horizontal mounting on DIN-35 rail using an angled DIN-rail adapter




Horizontal mounting on DIN-35 rail using an angled DIN-rail adapter



Horizontal screw mounting with strain relief plate on a flat surface



Vertical mounting with strain relief plate on DIN-35 rail



Strain relief via cable ties on the mounting carrier (transverse to the connectors' wiring direction) – clamping units labeled via marking strips (210-334)



Vertical screw mounting with strain relief plate on a flat surface

Subject to changes. Please also observe the further product documentation!



Mounting carrier on a DIN-35 rail

Testing



Testing connectors via test slots on top of the carrier.

Subject to changes. Please also observe the further product documentation!