



Data
Physical data

Width	2 mm / 0.079 inches
Height	58.75 mm / 2.313 inches
Depth	33.4 mm / 1.315 inches

Mechanical Data

Mounting type	snap-on type
---------------	--------------

Material data

Note (material data)	Information on material specifications can be found here
Color	gray
Material group	I
Insulation material	Polyamide (PA66)
Flammability class per UL94	V0
Fire load	0.094 MJ
Weight	2.1 g

Subject to changes. Please also observe the further product documentation!

WAGO GmbH & Co. KG
Hansastr. 27
32423 Minden
Phone: +49571 887-0 | Fax: +49571 887-169
Email: info.de@wago.com | Web: www.wago.com

Do you have any questions about our products?
We are always happy to take your call at +49 (571) 887-44222.

Commercial data


Product Group	22 (TOPJOB S)
eCl@ss 10.0	27-14-11-33
eCl@ss 9.0	27-14-11-33
ETIM 8.0	EC000886
ETIM 7.0	EC000886
PU (SPU)	100 (25) pcs
Packaging type	box
Country of origin	DE
GTIN	4045454654221
Customs tariff number	85389099990

Environmental Product Compliance

RoHS Compliance Status	Compliant, No Exemption
------------------------	-------------------------

Approvals / Certificates

Declarations of conformity and manufacturer's declarations

Logo	Approval	Additional Approval Text	Certificate name
	Railway WAGO GmbH & Co. KG	-	Railway Ready

Required accessories

End plate

Through terminal block



Item no.: 2002-1302

3-conductor through terminal block; 2.5 mm²; suitable for Ex e II applications; side and center marking; www.wago.com/2002-1302 for DIN-rail 35 x 15 and 35 x 7.5; Push-in CAGE CLAMP®; 2,50 mm²; orange



Item no.: 2002-1303

3-conductor through terminal block; 2.5 mm²; suitable for Ex e II applications; side and center marking; www.wago.com/2002-1303 for DIN-rail 35 x 15 and 35 x 7.5; Push-in CAGE CLAMP®; 2,50 mm²; red



Item no.: 2002-1305

3-conductor through terminal block; 2.5 mm²; suitable for Ex e II applications; side and center marking; www.wago.com/2002-1305 for DIN-rail 35 x 15 and 35 x 7.5; Push-in CAGE CLAMP®; 2,50 mm²; black

Item no.: 2002-1306

Subject to changes. Please also observe the further product documentation!

WAGO GmbH & Co. KG
Hansastr. 27
32423 Minden
Phone: +49571 887-0 | Fax: +49571 887-169
Email: info.de@wago.com | Web: www.wago.com

Do you have any questions about our products?
We are always happy to take your call at +49 (571) 887-44222.



3-conductor through terminal block; 2.5 mm²; suitable for Ex e II applications; side and center marking; www.wago.com/2002-1306
for DIN-rail 35 x 15 and 35 x 7.5; Push-in CAGE CLAMP®; 2,50 mm²; yellow



Item no.: 2002-1301

3-conductor through terminal block; 2.5 mm²; suitable for Ex e II applications; side and center marking; www.wago.com/2002-1301
for DIN-rail 35 x 15 and 35 x 7.5; Push-in CAGE CLAMP®; 2,50 mm²; gray



Item no.: 2002-1304

3-conductor through terminal block; 2.5 mm²; for Ex e II and Ex i applications; side and center marking; www.wago.com/2002-1304
for DIN-rail 35 x 15 and 35 x 7.5; Push-in CAGE CLAMP®; 2,50 mm²; blue



Item no.: 2001-1303

3-conductor through terminal block; 1.5 mm²; suitable for Ex e II applications; side and center marking; www.wago.com/2001-1303
for DIN-rail 35 x 15 and 35 x 7.5; Push-in CAGE CLAMP®; 1,50 mm²; red




Item no.: 2001-1302

3-conductor through terminal block; 1.5 mm²; suitable for Ex e II applications; side and center marking; www.wago.com/2001-1302
for DIN-rail 35 x 15 and 35 x 7.5; Push-in CAGE CLAMP®; 1,50 mm²; orange



Item no.: 2001-1304

3-conductor through terminal block; 1.5 mm²; for Ex e II and Ex i applications; side and center marking; www.wago.com/2001-1304
for DIN-rail 35 x 15 and 35 x 7.5; Push-in CAGE CLAMP®; 1,50 mm²; blue



Item no.: 2001-1301

3-conductor through terminal block; 1.5 mm²; suitable for Ex e II applications; side and center marking; www.wago.com/2001-1301
for DIN-rail 35 x 15 and 35 x 7.5; Push-in CAGE CLAMP®; 1,50 mm²; gray




Item no.: 2001-1305

3-conductor through terminal block; 1.5 mm²; suitable for Ex e II applications; side and center marking; www.wago.com/2001-1305
for DIN-rail 35 x 15 and 35 x 7.5; Push-in CAGE CLAMP®; 1,50 mm²; black



Item no.: 2001-1306

3-conductor through terminal block; 1.5 mm²; suitable for Ex e II applications; side and center marking; www.wago.com/2001-1306
for DIN-rail 35 x 15 and 35 x 7.5; Push-in CAGE CLAMP®; 1,50 mm²; yellow



Item no.: 2201-1301

3-conductor through terminal block; with push-button; 1.5 mm²; with test port; side and center marking; for DIN-rail 35 x 15 and 35 x 7.5; Push-in CAGE CLAMP®; 1,50 mm²; gray www.wago.com/2201-1301



Item no.: 2201-1304

3-conductor through terminal block; with push-button; 1.5 mm²; with test port; suitable for Ex i applications; side and center marking; for DIN-rail 35 x 15 and 35 x 7.5; Push-in CAGE CLAMP®; 1,50 mm²; blue www.wago.com/2201-1304



Item no.: 2202-1301

3-conductor through terminal block; with push-button; 2.5 mm²; with test port; side and center marking; for DIN-rail 35 x 15 and 35 x 7.5; Push-in CAGE CLAMP®; 2,50 mm²; gray www.wago.com/2202-1301



Item no.: 2202-1304

3-conductor through terminal block; with push-button; 2.5 mm²; with test port; suitable for Ex i applications; side and center marking; for DIN-rail 35 x 15 and 35 x 7.5; Push-in CAGE CLAMP®; 2,50 mm²; blue www.wago.com/2202-1304

Subject to changes. Please also observe the further product documentation!

**Item no.: 2201-1302**

3-conductor through terminal block; with push-button; 1.5 mm²; with test port; suitable for Ex e II applications; side and center marking; for DIN-rail 35 x 15 and 35 x 7.5; Push-in CAGE CLAMP®; 1,50 mm²; orange

www.wago.com/2201-1302**Item no.: 2202-1302**

3-conductor through terminal block; with push-button; 2.5 mm²; with test port; for Ex e II and Ex i applications; side and center marking; for DIN-rail 35 x 15 and 35 x 7.5; Push-in CAGE CLAMP®; 2,50 mm²; orange

www.wago.com/2202-1302**Item no.: 2202-1303**

3-conductor through terminal block; with push-button; 2.5 mm²; with test port; for Ex e II and Ex i applications; side and center marking; for DIN-rail 35 x 15 and 35 x 7.5; Push-in CAGE CLAMP®; 2,50 mm²; red

www.wago.com/2202-1303**Item no.: 2202-1305**

3-conductor through terminal block; with push-button; 2.5 mm²; with test port; for Ex e II and Ex i applications; side and center marking; for DIN-rail 35 x 15 and 35 x 7.5; Push-in CAGE CLAMP®; 2,50 mm²; black

www.wago.com/2202-1305**Item no.: 2202-1306**

3-conductor through terminal block; with push-button; 2.5 mm²; with test port; for Ex e II and Ex i applications; side and center marking; for DIN-rail 35 x 15 and 35 x 7.5; Push-in CAGE CLAMP®; 2,50 mm²; yellow

www.wago.com/2202-1306**Item no.: 2202-1301/000-014**

3-conductor through terminal block; with push-button; 2.5 mm²; with test port; suitable for Ex e II applications; side and center marking; for DIN-rail 35 x 15 and 35 x 7.5; Push-in CAGE CLAMP®; 2,50 mm²; brown

www.wago.com/2202-1301/000-014**Item no.: 2202-1309**


3-conductor through terminal block; with push-button; 2.5 mm²; with test port; suitable for Ex e II applications; side and center marking; for DIN-rail 35 x 15 and 35 x 7.5; Push-in CAGE CLAMP®; 2,50 mm²; light gray

www.wago.com/2202-1309**Item no.: 2201-1303**

3-conductor through terminal block; with push-button; 1.5 mm²; with test port; suitable for Ex e II applications; side and center marking; for DIN-rail 35 x 15 and 35 x 7.5; Push-in CAGE CLAMP®; 1,50 mm²; red

www.wago.com/2201-1303**Item no.: 2201-1305**

3-conductor through terminal block; with push-button; 1.5 mm²; with test port; suitable for Ex e II applications; side and center marking; for DIN-rail 35 x 15 and 35 x 7.5; Push-in CAGE CLAMP®; 1,50 mm²; black

www.wago.com/2201-1305**Item no.: 2201-1306**

3-conductor through terminal block; with push-button; 1.5 mm²; with test port; suitable for Ex e II applications; side and center marking; for DIN-rail 35 x 15 and 35 x 7.5; Push-in CAGE CLAMP®; 1,50 mm²; yellow

www.wago.com/2201-1306

Shield terminal block

Item no.: 2002-1308

Subject to changes. Please also observe the further product documentation!



3-conductor shield terminal block; 2.5 mm²; side and center marking; for DIN-rail 35 x 15 and 35 x 7.5; Push-in CAGE CLAMP®; 2,50 mm²; white

www.wago.com/2002-1308



Item no.: 2001-1308

3-conductor shield terminal block; 1.5 mm²; side and center marking; for DIN-rail 35 x 15 and 35 x 7.5; Push-in CAGE CLAMP®; 1,50 mm²; white

www.wago.com/2001-1308

Component terminal block with LED



Item no.: 2002-1321/1000-413

Component terminal block; 3-conductor; LED (red); 24 VDC; for DIN-rail 35 x 15 and 35 x 7.5; 2.5 mm²; Push-in CAGE CLAMP®; 2,50 mm²; gray

www.wago.com/2002-1321/1000-413



Item no.: 2002-1321/1000-434

Component terminal block; 3-conductor; LED (red); 24 VDC; for DIN-rail 35 x 15 and 35 x 7.5; 2.5 mm²; Push-in CAGE CLAMP®; 2,50 mm²; gray

www.wago.com/2002-1321/1000-434



Item no.: 2001-1321/1000-434

Component terminal block; 3-conductor; LED (red); 24 VDC; for DIN-rail 35 x 15 and 35 x 7.5; 1.5 mm²; Push-in CAGE CLAMP®; 1,50 mm²; gray

www.wago.com/2001-1321/1000-434



Item no.: 2001-1321/1000-413

Component terminal block; 3-conductor; LED (red); 24 VDC; for DIN-rail 35 x 15 and 35 x 7.5; 1.5 mm²; Push-in CAGE CLAMP®; 1,50 mm²; gray

www.wago.com/2001-1321/1000-413

Component terminal block with diode



Item no.: 2002-1311/1000-411

Component terminal block; 3-conductor; with diode 1N4007; anode, right side; for DIN-rail 35 x 15 and 35 x 7.5; 2.5 mm²; Push-in CAGE CLAMP®; 2,50 mm²; gray

www.wago.com/2002-1311/1000-411



Item no.: 2002-1311/1000-410

Component terminal block; 3-conductor; with diode 1N4007; anode, left side; for DIN-rail 35 x 15 and 35 x 7.5; 2.5 mm²; Push-in CAGE CLAMP®; 2,50 mm²; gray

www.wago.com/2002-1311/1000-410



Item no.: 2001-1311/1000-410

Component terminal block; 3-conductor; with diode 1N4007; anode, left side; for DIN-rail 35 x 15 and 35 x 7.5; 1.5 mm²; Push-in CAGE CLAMP®; 1,50 mm²; gray

www.wago.com/2001-1311/1000-410



Item no.: 2001-1311/1000-411

Component terminal block; 3-conductor; with diode 1N4007; anode, right side; for DIN-rail 35 x 15 and 35 x 7.5; 1.5 mm²; Push-in CAGE CLAMP®; 1,50 mm²; gray

www.wago.com/2001-1311/1000-411

Ground terminal block



Item no.: 2002-1307

3-conductor ground terminal block; 2.5 mm²; suitable for Ex e II applications; side and center marking; for DIN-rail 35 x 15 and 35 x 7.5; Push-in CAGE CLAMP®; 2,50 mm²; green-yellow

www.wago.com/2002-1307



Item no.: 2001-1307

3-conductor ground terminal block; 1.5 mm²; suitable for Ex e II applications; side and center marking; for DIN-rail 35 x 15 and 35 x 7.5; Push-in CAGE CLAMP®; 1,50 mm²; green-yellow

www.wago.com/2001-1307



Item no.: 2201-1307

3-conductor ground terminal block; with push-button; 1.5 mm²; with test port; side and center marking; for DIN-rail 35 x 15 and 35 x 7.5; Push-in CAGE CLAMP®; 1,50 mm²; green-yellow

www.wago.com/2201-1307

Subject to changes. Please also observe the further product documentation!

WAGO GmbH & Co. KG

Hansastr. 27

32423 Minden

Phone: +49571 887-0 | Fax: +49571 887-169

Email: info.de@wago.com | Web: www.wago.com

Do you have any questions about our products?

We are always happy to take your call at +49 (571) 887-44222.

**Item no.: 2202-1307**

3-conductor ground terminal block; with push-button; 2.5 mm²; with test port; side and center marking; www.wago.com/2202-1307 for DIN-rail 35 x 15 and 35 x 7.5; Push-in CAGE CLAMP®; 2,50 mm²; green-yellow

Other

**Item no.: 2001-1301/000-053**

3-conductor through terminal block; 1.5 mm²; suitable for Ex e II applications; side and center marking; for DIN-rail 35 x 15 and 35 x 7.5; Push-in CAGE CLAMP®; 1,50 mm²; dark gray-yellow

www.wago.com/2001-1301/000-053

**Item no.: 2201-1301/000-053**

3-conductor through terminal block; with push-button; 1.5 mm²; with test port; suitable for Ex e II applications; side and center marking; for DIN-rail 35 x 15 and 35 x 7.5; Push-in CAGE CLAMP®; 1,50 mm²; dark gray-yellow

www.wago.com/2201-1301/000-053

Downloads**Documentation****Bid Text**

2002-1393 X81 - Datei	2019 Feb 19	xml 2.6 kB	Download
--------------------------	-------------	---------------	----------

2002-1393 doc - Datei	2017 Apr 27	doc 24.1 kB	Download
--------------------------	-------------	----------------	----------

Additional Information

		pdf 2.3 MB	Download
--	--	---------------	----------

CAD/CAE-Data**CAE data**

EPLAN Data Portal 2002-1393	URL	Download
-----------------------------	-----	----------

WSCAD Universe 2002-1393	URL	Download
--------------------------	-----	----------

ZUKEN Portal 2002-1393	URL	Download
------------------------	-----	----------

CAD data

2D/3D Models 2002-1393	URL	Download
------------------------	-----	----------

Asset Administration Shell

Subject to changes. Please also observe the further product documentation!

WAGO GmbH & Co. KG
Hansastr. 27
32423 Minden
Phone: +49571 887-0 | Fax: +49571 887-169
Email: info.de@wago.com | Web: www.wago.com

Do you have any questions about our products?
We are always happy to take your call at +49 (571) 887-44222.



Asset Administration Shell 2002-1393	URL	Download
--------------------------------------	-----	----------

Environmental Product Compliance

Compliance Search

Environmental Product Compliance 2002-1393	URL	Download
Seperator plate; 2 mm thick; oversized; gray		

Installation Notes

Product family

TOPJOB® S

TOPJOB® S: In various industrial applications and modern building installations, WAGO's wide and versatile range of rail-mount terminal blocks provides more than just reliable electrical connections.

[Show all products from the family](#)

Subject to changes. Please also observe the further product documentation!