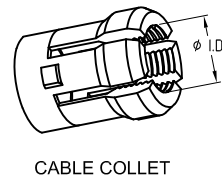
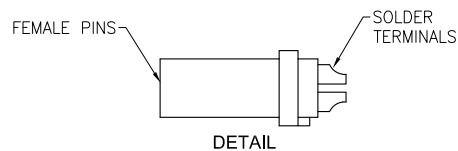
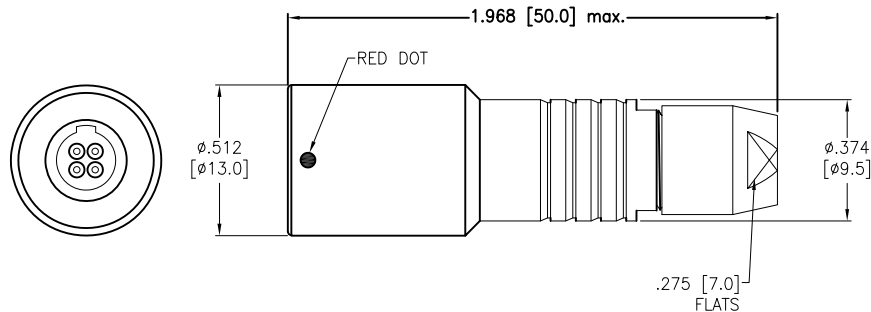


APPROVED: \_\_\_\_\_  
DATE: \_\_\_\_\_ TITLE: \_\_\_\_\_

Rev	AWO #	Description	Date	Appr
-		RELEASED	8/16/21	

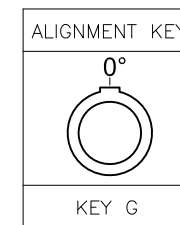


MMI-MOFGXXSXX-IP67

ALIGNMENT KEY
G = 0

# OF POSITIONS
02, 03, 04, 05, 06, 07 & 09

CABLE COLLET SIZE
32 = 2.2mm ~ 3.2mm ID
42 = 3.2mm ~ 4.2mm ID
45 = 3.5mm ~ 4.5mm ID
52 = 4.2mm ~ 5.2mm ID



	2 Pin	3 Pin	4 Pin	5 Pin	6 Pin	7 Pin	9 Pin
Configuration							
Diameter of Pin	0.9	0.9	0.7	0.7	0.5	0.5	0.5
Testing Voltage	1200V	1200V	1000V	1000V	900V	800V	800V
Working Voltage	250V	250V	200V	200V	200V	200V	200V
Rated Current / Pin	8A	7A	5A	5A	2.5A	2A	2A
Max. Wire Awg	22	22	24	24	28	28	28

#### SPECIFICATIONS:

Material:

Housing (Body): Brass, Natural Chrome plated

Insulator: PPS

Terminal: Brass, Gold Plated

Electrical:

Voltage Rating: See chart

Current Rating: See chart

Dielectric withstanding voltage: See chart

Electrical Life: 5,000 Cycles min.

Temperature Rating:

Operating temperature: -55°C to +150°C

Environmental:

IP67 Protection (Mated Condition)

Lead free, RoHS compliant



UNLESS OTHERWISE SPECIFIED  
ALL DIMENSIONS ARE INCHES [MM]  
TOLERANCES: EXCEPT AS NOTED  
INCHES HOLES  
.X ±.10 Ø.X ±.10  
.XX ±.020 Ø.XX ±.015  
.XXX ±.015 Ø.XXX ±.010

APPROVALS		DATE
DRAWN	SS	8/16/21
CHECKED	SS	8/16/21
APPROVED		

**ADAM**  
**TECH**

909 Rahway Avenue,  
Union, NJ 07083  
Phone: 908-687-5000  
Fax: 908-687-5710

TITLE  
PUSH-PULL CONNECTOR FEMALE PLUG, METAL,  
SIZE 0, SOLDER TERMINAL, IP67

SIZE X	PART NO. MMI-MOFGXXSXX-IP67	REV. -
REF: SXXXXXX	SCALE: NTS	SHEET 1 OF 1