

TE Internal #: BEA144N00000200000

Standard Circular Connectors, Cable-to-Panel, Power & Signal,
Panel Mount, Electrodeposited Nickel, Zinc Alloy, PBT GF, Size 23,
Shielded, Receptacle

[View on TE.com >](#)



Connectors > Circular Connectors > Standard Circular Connectors



Connector System: **Cable-to-Panel**

Sealable: **No**

Circuit Application: **Power & Signal**

Connector Mounting Type: **Panel Mount**

Shell Plating Material: **Electrodeposited Nickel**

Features

Product Type Features

Product Type	Connector Assembly
Connector System	Cable-to-Panel
Sealable	No
Circular Connector Type	Receptacle
Shell Type	Metal

Electrical Characteristics

Operating Voltage	630 VAC
-------------------	---------

Body Features

Environmental Protection	IP67
Shell Plating Material	Electrodeposited Nickel
Shell Base Material	Zinc Alloy
Circular Connector Insulation Material Type	PBT GF

Mechanical Attachment

Mating Retention Type	Speedtec (Triple Start Threaded)
-----------------------	----------------------------------



Panel Mount Feature Type	Flange with Mounting Holes
Connector Mounting Type	Panel Mount

Housing Features

Circular Connector Shell Size	23
Alignment Keyed	0°

Usage Conditions

Operating Temperature Range	-20 – 130 °C[-4 – 266 °F]
-----------------------------	---------------------------

Operation/Application

Durability Rating	500 Cycles
Circuit Application	Power & Signal
Shielded	Yes

Industry Standards

UL Flammability Rating	UL 94V-0
Approved Standards	UL

Product Compliance

[For compliance documentation, visit the product page on TE.com>](#)

EU RoHS Directive 2011/65/EU	Compliant with Exemptions
EU ELV Directive 2000/53/EC	Compliant with Exemptions
China RoHS 2 Directive MIIT Order No 32, 2016	Restricted Materials Above Threshold
EU REACH Regulation (EC) No. 1907/2006	Current ECHA Candidate List: JUNE 2023 (235) Candidate List Declared Against: JUNE 2023 (235) SVHC > Threshold: Pb (2.8% in Component part) Article Safe Usage Statements: Do not eat, drink or smoke when using this product. Wash thoroughly after handling. Recycle if possible and dispose of the article by following all applicable governmental regulations relevant to your geographic location.
Halogen Content	Not Yet Reviewed for halogen content
Solder Process Capability	Not reviewed for solder process capability

Product Compliance Disclaimer

This information is provided based on reasonable inquiry of our suppliers and represents our current actual knowledge based on the information they provided. This information is subject to change. The part numbers that TE has identified as EU RoHS compliant have a maximum concentration of 0.1% by weight in homogenous materials for lead, hexavalent chromium, mercury, PBB, PBDE, DBP, BBP, DEHP, DIBP, and 0.01% for cadmium, or qualify for an exemption to these limits as defined in the Annexes of Directive 2011/65/EU (RoHS2). Finished electrical and electronic equipment products will be CE marked as required by Directive 2011/65/EU. Components may not be CE marked. Additionally, the part numbers that TE has identified as EU ELV compliant have a maximum concentration of 0.1% by weight in homogenous

materials for lead, hexavalent chromium, and mercury, and 0.01% for cadmium, or qualify for an exemption to these limits as defined in the Annexes of Directive 2000/53/EC (ELV). Regarding the REACH Regulation, the information TE provides on SVHC in articles for this part number is based on the latest European Chemicals Agency (ECHA) 'Guidance on requirements for substances in articles' posted at this URL: <https://echa.europa.eu/guidance-documents/guidance-on-reach>

Compatible Parts



TE Part # BSA082N00420235000
923 PLUG



TE Part # C0-0003-000-000
POSITIONING INSERT FOR 1 MM CONTACTS



TE Part # C0-0004-000-000
POSITIONING INSERT FOR 2 MM CONTACTS



TE Part # C0-0101-000-000
CRIMPING TOOL SMALL WITH POSITIONER



TE Part # C0-0201-000-000
CRIMPING TOOL MID-SIZE



TE Part # C0-0235-000-000
DIGITAL CRIMPING TOOL, SMALL



TE Part # C0-0236-000-000
DIGITAL CRIMPING TOOL, MID SIZE

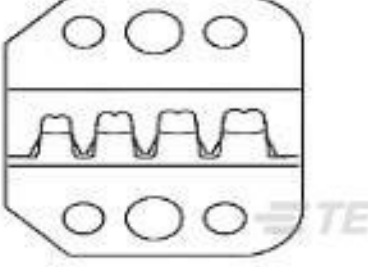


TE Part # C0-0252-000-000
POSITIONING INSERT FOR 1 MM CONTACTS

Customers Also Bought



TE Part #1-87175-6
07 LOCKING CLIP HSG SR .100CL



TE Part #58606-2
PC DIE 1.5 & 2.5 PIN W/S



TE Part #60-0302-011-000
CONTACT SOCKET 2 MM



TE Part #61-0083-011-000
CONTACT PIN 1 MM



TE Part #61-0197-011-000
CONTACT PIN 2 MM



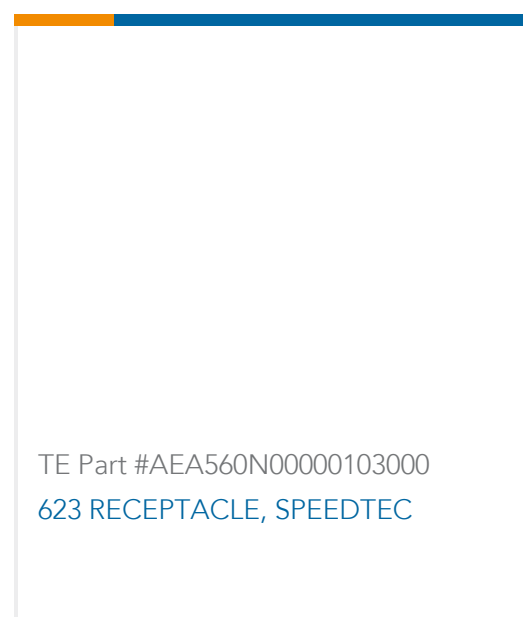
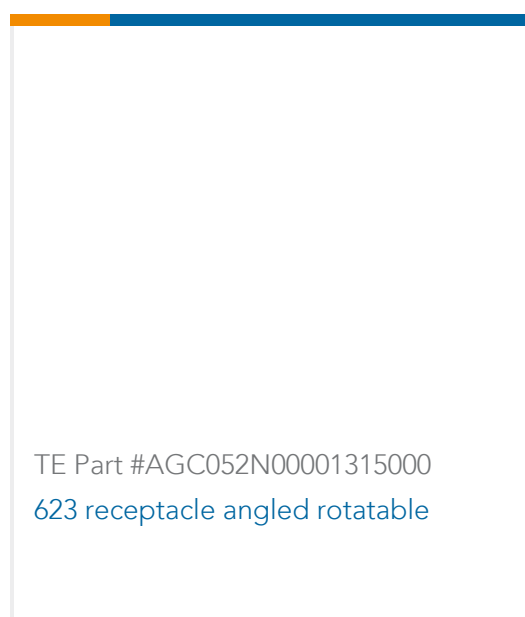
TE Part #61-0216-011-000
CONTACT PIN 2 MM



TE Part #BEA116N00000200000
923 RECEPTACLE, SPEEDTEC-READY



TE Part #BEA144N00000201000
923 RECEPTACLE, SPEEDTEC-READY



Documents

CAD Files

3D PDF

3D

Customer View Model

[ENG_CVM_CVM_BEA144N00000200000_A.2d_dxf.zip](#)

English

Customer View Model

[ENG_CVM_CVM_BEA144N00000200000_A.3d_igs.zip](#)

English

Customer View Model

[ENG_CVM_CVM_BEA144N00000200000_A.3d_stp.zip](#)

English

By downloading the CAD file I accept and agree to the [Terms and Conditions](#) of use.

Datasheets & Catalog Pages

[BEA144N00000200000](#)

English

fuer Datenblaetter, die online konfigurierbar sind

German