



FUSELESS LOAD FEEDER DIRECT START, AC 400V, SZ. S00 7. . .10A,  
AC 110/120V 50/60HZ SCREW TERMINAL FOR BUSBAR SYSTEMS  
60MM TYPE OF ASSIGNMENT 1,IQ = 150KA 1NO (CONTACTOR)

<b>product brand name</b>	SIRIUS
<b>product designation</b>	non-fused load feeders 3RA2
<b>design of the product</b>	direct starter
<b>manufacturer's article number</b>	
• of the supplied contactor	3RT2016-1AK61
• of the supplied circuit-breakers	3RV2011-1JA10
• of the supplied busbar adapter	8US1251-5DS10
• of the supplied link module	3RA1921-1DA00
<b>General technical data</b>	
<b>size of the circuit-breaker</b>	S00
<b>size of load feeder</b>	S00
product extension auxiliary switch	Yes
insulation voltage with degree of pollution 3 at AC rated value	690 V
<b>degree of pollution</b>	3
<b>surge voltage resistance rated value</b>	6 kV
shock resistance acc. to IEC 60068-2-27	6g / 11 ms
mechanical service life (switching cycles) of contactor typical	30 000 000
<b>type of assignment</b>	1
Substance Prohibitance (Date)	01.10.2009 00:00:00
<b>Ambient conditions</b>	
• ambient temperature during operation	-20 ... +60 °C
• ambient temperature during storage	-50 ... +80 °C
• ambient temperature during transport	-50 ... +80 °C
<b>Main circuit</b>	
<b>number of poles for main current circuit</b>	3
<b>design of the switching contact</b>	electromechanical
<b>adjustable current response value current of the current-dependent overload release</b>	7 ... 10 A
• operating voltage rated value	690 V
• operating voltage at AC-3 rated value maximum	690 V
<b>operating frequency rated value</b>	50 ... 60 Hz
operational current at AC-3 at 400 V rated value	8.5 A
operating power at AC-3	
• at 400 V rated value	4 000 W
• at 500 V rated value	5 500 W
• at 690 V rated value	7 500 W

Control circuit/ Control	
<b>control supply voltage at AC</b>	
<ul style="list-style-type: none"> <li>• at 50 Hz rated value</li> <li>• at 60 Hz rated value</li> </ul>	110 V 120 V
<b>apparent holding power of magnet coil at AC</b>	4.2 V·A
Protective and monitoring functions	
<b>trip class</b>	CLASS 10
<b>design of the overload release</b>	thermal (bimetallic)
response value current of instantaneous short-circuit trip unit	130 A
UL/CSA ratings	
<b>full-load current (FLA) for 3-phase AC motor</b>	
<ul style="list-style-type: none"> <li>• at 480 V rated value</li> <li>• at 600 V rated value</li> </ul>	7.6 A 9 A
<b>yielded mechanical performance [hp]</b>	
<ul style="list-style-type: none"> <li>• for 3-phase AC motor               <ul style="list-style-type: none"> <li>— at 200/208 V rated value</li> <li>— at 220/230 V rated value</li> <li>— at 460/480 V rated value</li> <li>— at 575/600 V rated value</li> </ul> </li> </ul>	2 hp 3 hp 5 hp 7.5 hp
Short-circuit protection	
<b>product function short circuit protection</b>	Yes
<b>design of the short-circuit trip</b>	magnetic
<b>conditional short-circuit current (I<sub>q</sub>)</b>	
<ul style="list-style-type: none"> <li>• at 690 V acc. to IEC 60947-4-1 rated value</li> <li>• at 400 V acc. to IEC 60947-4-1 rated value</li> <li>• at 500 V acc. to IEC 60947-4-1 rated value</li> </ul>	4 000 A 153 000 A 42 000 A
Installation/ mounting/ dimensions	
<b>mounting position</b>	vertical
<b>fastening method</b>	for snapping onto 60 mm busbar systems
<b>height</b>	200 mm
<b>width</b>	45 mm
<b>depth</b>	155.1 mm
<b>required spacing</b>	
<ul style="list-style-type: none"> <li>• for grounded parts               <ul style="list-style-type: none"> <li>— forwards</li> <li>— backwards</li> <li>— upwards</li> <li>— at the side</li> <li>— downwards</li> </ul> </li> <li>• for live parts               <ul style="list-style-type: none"> <li>— forwards</li> <li>— backwards</li> <li>— upwards</li> <li>— downwards</li> <li>— at the side</li> </ul> </li> </ul>	0 mm 0 mm 20 mm 9 mm 10 mm  0 mm 0 mm 20 mm 10 mm 9 mm
Connections/ Terminals	
type of electrical connection for main current circuit	screw-type terminals
<b>type of connectable conductor cross-sections</b>	
<ul style="list-style-type: none"> <li>• for main contacts stranded</li> <li>• at AWG cables for main contacts</li> </ul>	0.5 ... 4 mm <sup>2</sup> , 2x (0.75 ... 2.5 mm <sup>2</sup> ) 2x (20 ... 16), only for contactor 2x (18 ... 14), 2x 12
<ul style="list-style-type: none"> <li>• connectable conductor cross-section for main contacts finely stranded with core end processing</li> </ul>	0.5 ... 2.5 mm <sup>2</sup>
Safety related data	
B10 value with high demand rate acc. to SN 31920	1 000 000
proportion of dangerous failures with high demand rate acc. to SN 31920	73 %
<b>protection class IP on the front acc. to IEC 60529</b>	IP20

touch protection on the front acc. to IEC 60529

finger-safe, for vertical contact from the front

### Certificates/ approvals

General Product Approval

For use in hazardous locations

Declaration of Conformity



[Miscellaneous](#)



EG-Konf.

Test Certificates

Marine / Shipping

[Type Test Certificates/Test Report](#)

[Special Test Certificate](#)



ABS

BUREAU VERITAS

LRS

PRS

Marine / Shipping

other

Railway



[Confirmation](#)

[Vibration and Shock](#)

RINA

RMRS

DNV-GL

### Further information

Information- and Downloadcenter (Catalogs, Brochures,...)

<https://www.siemens.com/ic10>

Industry Mall (Online ordering system)

<https://mall.industry.siemens.com/mall/en/en/Catalog/product?mlfb=3RA2110-1JD16-1AK6>

Cax online generator

<http://support.automation.siemens.com/WW/CAXorder/default.aspx?lang=en&mlfb=3RA2110-1JD16-1AK6>

Service&Support (Manuals, Certificates, Characteristics, FAQs,...)

<https://support.industry.siemens.com/cs/ww/en/ps/3RA2110-1JD16-1AK6>

Image database (product images, 2D dimension drawings, 3D models, device circuit diagrams, EPLAN macros, ...)

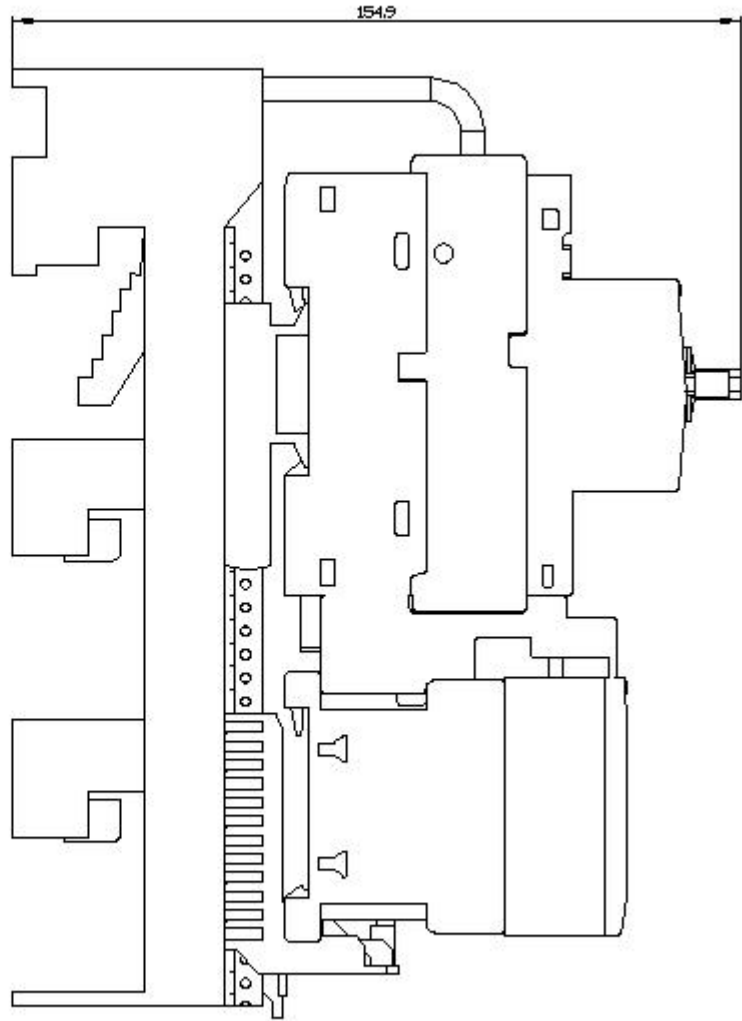
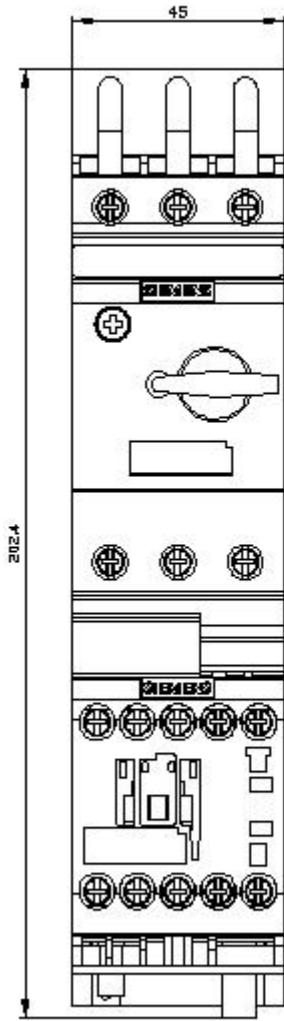
[http://www.automation.siemens.com/bilddb/cax\\_de.aspx?mlfb=3RA2110-1JD16-1AK6&lang=en](http://www.automation.siemens.com/bilddb/cax_de.aspx?mlfb=3RA2110-1JD16-1AK6&lang=en)

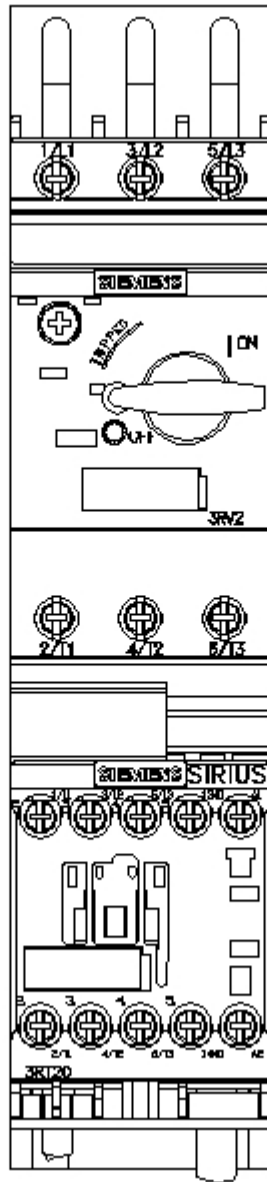
Characteristic: Tripping characteristics, I<sup>2</sup>t, Let-through current

<https://support.industry.siemens.com/cs/ww/en/ps/3RA2110-1JD16-1AK6/char>

Further characteristics (e.g. electrical endurance, switching frequency)

<http://www.automation.siemens.com/bilddb/index.aspx?view=Search&mlfb=3RA2110-1JD16-1AK6&objecttype=14&gridview=view1>







last modified:

12/15/2020 