



Load feeder fuseless, Direct-on-line starting 400 V AC, Size S00 0.55...0.80 A 230 V AC screw terminal for 60 mm busbar systems (also fulfills type of coordination 1) Type of coordination 2, I<sub>q</sub> = 150 kA 1 NO (contactor)

<b>product brand name</b>	SIRIUS
<b>product designation</b>	Direct (on-line) starter
<b>design of the product</b>	for 60 mm busbars
<b>product type designation</b>	3RA21
<b>manufacturer's article number</b>	
• of the supplied contactor	3RT2015-1AP01
• of the supplied circuit-breakers	3RV2011-0HA10
• of the supplied busbar adapter	8US1251-5DS10
• of the supplied link module	3RA1921-1DA00
<b>General technical data</b>	
<b>size of the circuit-breaker</b>	S00
<b>size of load feeder</b>	S00
insulation voltage with degree of pollution 3 at AC rated value	690 V
<b>surge voltage resistance rated value</b>	6 kV
shock resistance acc. to IEC 60068-2-27	6g / 11 ms
mechanical service life (switching cycles) of contactor typical	30 000 000
<b>type of assignment</b>	2
<b>type of protection according to ATEX directive 2014/34/EU</b>	Ex II (2) GD
certificate of suitability according to ATEX directive 2014/34/EU	DMT 02 ATEX F 001
Substance Prohibition (Date)	01.10.2009 00:00:00
<b>Ambient conditions</b>	
• ambient temperature during operation	-20 ... +60 °C
• ambient temperature during storage	-50 ... +80 °C
• ambient temperature during transport	-50 ... +80 °C
<b>temperature compensation</b>	-20 ... +60 °C
relative humidity during operation	10 ... 95 %
<b>Main circuit</b>	
<b>number of poles for main current circuit</b>	3
<b>design of the switching contact</b>	electromechanical
<b>adjustable current response value current of the current-dependent overload release</b>	0.55 ... 0.8 A
• operating voltage rated value	690 V
• operating voltage at AC-3 rated value maximum	690 V
<b>operating frequency rated value</b>	50 ... 60 Hz

operational current at AC-3 at 400 V rated value	0.6 A	
operating power at AC-3		
• at 400 V rated value	180 W	
<b>Control circuit/ Control</b>		
<b>type of voltage of the control supply voltage</b>	AC	
<b>control supply voltage at AC</b>		
• at 50 Hz rated value	230 V	
• at 60 Hz rated value	230 V	
<b>apparent holding power of magnet coil at AC</b>	4.2 V·A	
<b>Auxiliary circuit</b>		
<b>product extension auxiliary switch</b>	Yes	
<b>Protective and monitoring functions</b>		
<b>trip class</b>	CLASS 10	
<b>design of the overload release</b>	thermal (bimetallic)	
<b>UL/CSA ratings</b>		
<b>full-load current (FLA) for 3-phase AC motor</b>		
• at 480 V rated value	0.8 A	
<b>Short-circuit protection</b>		
<b>product function short circuit protection</b>	Yes	
<b>design of the short-circuit trip</b>	magnetic	
<b>conditional short-circuit current (I<sub>q</sub>)</b>		
• at 400 V acc. to IEC 60947-4-1 rated value	150 000 A	
<b>Installation/ mounting/ dimensions</b>		
<b>mounting position</b>	vertical	
<b>fastening method</b>	for snapping onto 60 mm busbar systems	
<b>height</b>	200 mm	
<b>width</b>	45 mm	
<b>depth</b>	155 mm	
<b>required spacing</b>		
• for grounded parts		
— forwards	20 mm	
— backwards	0 mm	
— upwards	50 mm	
— at the side	20 mm	
— downwards	10 mm	
• for live parts		
— forwards	20 mm	
— backwards	0 mm	
— upwards	50 mm	
— downwards	10 mm	
— at the side	20 mm	
<b>Connections/ Terminals</b>		
<b>type of electrical connection</b>		
• for main current circuit	screw-type terminals	
<b>Safety related data</b>		
B10 value with high demand rate acc. to SN 31920	1 000 000	
<b>proportion of dangerous failures</b>		
• with high demand rate acc. to SN 31920	73 %	
<b>touch protection on the front acc. to IEC 60529</b>	finger-safe, for vertical contact from the front	
<b>Certificates/ approvals</b>		
<b>General Product Approval</b>	<b>For use in hazardous locations</b>	<b>Declaration of Conformity</b>



[Miscellaneous](#)

Test Certificates

Marine / Shipping

[Special Test Certificate](#)

[Type Test Certificates/Test Report](#)



Marine / Shipping

other

Railway



[Confirmation](#)

[Vibration and Shock](#)

Further information

Information- and Downloadcenter (Catalogs, Brochures,...)

<https://www.siemens.com/ic10>

Industry Mall (Online ordering system)

<https://mall.industry.siemens.com/mall/en/en/Catalog/product?mlfb=3RA2110-0HD15-1AP0>

Cax online generator

<http://support.automation.siemens.com/WW/CAXorder/default.aspx?lang=en&mlfb=3RA2110-0HD15-1AP0>

Service&Support (Manuals, Certificates, Characteristics, FAQs,...)

<https://support.industry.siemens.com/cs/ww/en/ps/3RA2110-0HD15-1AP0>

Image database (product images, 2D dimension drawings, 3D models, device circuit diagrams, EPLAN macros, ...)

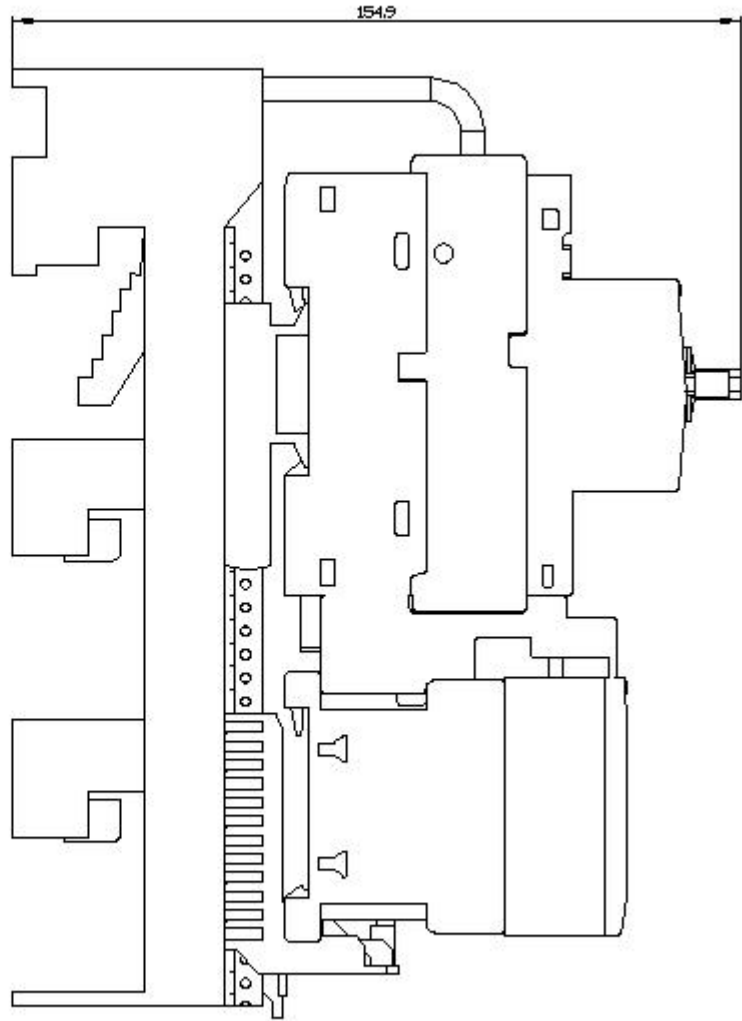
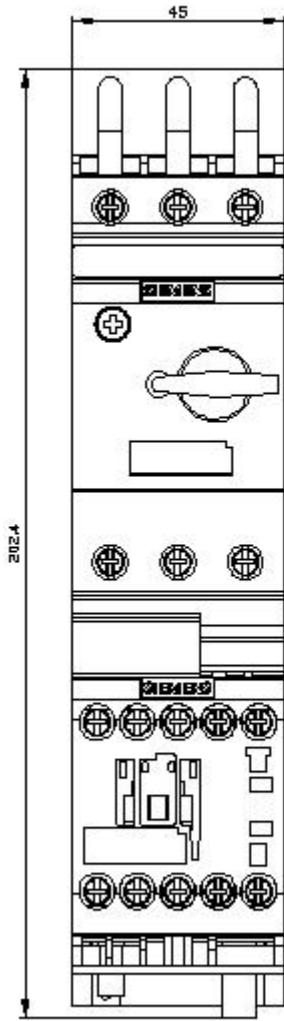
[http://www.automation.siemens.com/bilddb/cax\\_de.aspx?mlfb=3RA2110-0HD15-1AP0&lang=en](http://www.automation.siemens.com/bilddb/cax_de.aspx?mlfb=3RA2110-0HD15-1AP0&lang=en)

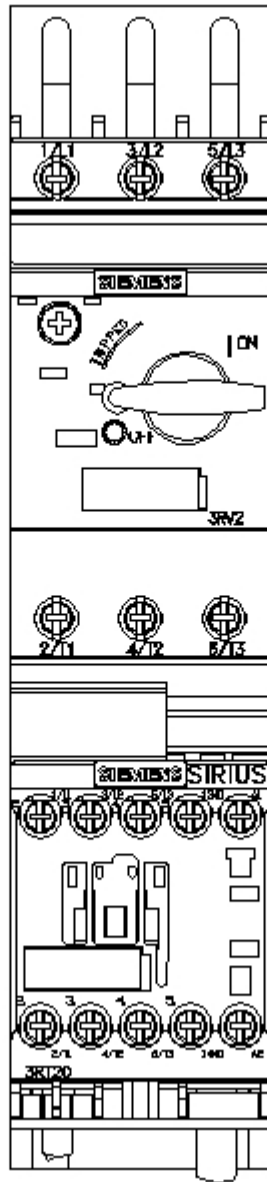
Characteristic: Tripping characteristics, I<sup>t</sup>, Let-through current

<https://support.industry.siemens.com/cs/ww/en/ps/3RA2110-0HD15-1AP0/char>

Further characteristics (e.g. electrical endurance, switching frequency)

<http://www.automation.siemens.com/bilddb/index.aspx?view=Search&mlfb=3RA2110-0HD15-1AP0&objecttype=14&gridview=view1>







last modified:

12/15/2020 