















Load feeder fuseless, Direct-on-line starting 400 V AC, Size S00 0.18...0.25 A 24 V DC screw terminal for 60 mm busbar systems (also fulfills type of coordination 1) Type of coordination 2, I_q = 150 kA 1 NO (contactor)

| | |
|--|--------------------------|
| product brand name | SIRIUS |
| product designation | Direct (on-line) starter |
| design of the product | for 60 mm busbars |
| product type designation | 3RA21 |
| manufacturer's article number | |
| • of the supplied contactor | 3RT2015-1BB41 |
| • of the supplied circuit-breakers | 3RV2011-0CA10 |
| • of the supplied busbar adapter | 8US1251-5DS10 |
| • of the supplied link module | 3RA1921-1DA00 |
| General technical data | |
| size of the circuit-breaker | S00 |
| size of load feeder | S00 |
| insulation voltage with degree of pollution 3 at AC rated value | 690 V |
| surge voltage resistance rated value | 6 kV |
| shock resistance acc. to IEC 60068-2-27 | 6g / 11 ms |
| mechanical service life (switching cycles) of contactor typical | 30 000 000 |
| type of assignment | 2 |
| type of protection according to ATEX directive 2014/34/EU | Ex II (2) GD |
| certificate of suitability according to ATEX directive 2014/34/EU | DMT 02 ATEX F 001 |
| Substance Prohibition (Date) | 01.10.2009 00:00:00 |
| Ambient conditions | |
| • ambient temperature during operation | -20 ... +60 °C |
| • ambient temperature during storage | -50 ... +80 °C |
| • ambient temperature during transport | -50 ... +80 °C |
| temperature compensation | -20 ... +60 °C |
| relative humidity during operation | 10 ... 95 % |
| Main circuit | |
| number of poles for main current circuit | 3 |
| design of the switching contact | electromechanical |
| adjustable current response value current of the current-dependent overload release | 0.18 ... 0.25 A |
| • operating voltage rated value | 690 V |
| • operating voltage at AC-3 rated value maximum | 690 V |
| operating frequency rated value | 50 ... 60 Hz |

| | | |
|--|--|----------------------------------|
| operational current at AC-3 at 400 V rated value | 0.2 A | |
| operating power at AC-3 | | |
| • at 400 V rated value | 60 W | |
| Control circuit/ Control | | |
| type of voltage of the control supply voltage | DC | |
| control supply voltage at DC | | |
| • rated value | 24 V | |
| holding power of magnet coil at DC | 4 W | |
| Auxiliary circuit | | |
| product extension auxiliary switch | Yes | |
| Protective and monitoring functions | | |
| trip class | CLASS 10 | |
| design of the overload release | thermal (bimetallic) | |
| UL/CSA ratings | | |
| full-load current (FLA) for 3-phase AC motor | | |
| • at 480 V rated value | 0.25 A | |
| Short-circuit protection | | |
| product function short circuit protection | Yes | |
| design of the short-circuit trip | magnetic | |
| conditional short-circuit current (I_q) | | |
| • at 400 V acc. to IEC 60947-4-1 rated value | 150 000 A | |
| Installation/ mounting/ dimensions | | |
| mounting position | vertical | |
| fastening method | for snapping onto 60 mm busbar systems | |
| height | 200 mm | |
| width | 45 mm | |
| depth | 155 mm | |
| required spacing | | |
| • for grounded parts | | |
| — forwards | 20 mm | |
| — backwards | 0 mm | |
| — upwards | 50 mm | |
| — at the side | 20 mm | |
| — downwards | 10 mm | |
| • for live parts | | |
| — forwards | 20 mm | |
| — backwards | 0 mm | |
| — upwards | 50 mm | |
| — downwards | 10 mm | |
| — at the side | 20 mm | |
| Connections/ Terminals | | |
| type of electrical connection | | |
| • for main current circuit | screw-type terminals | |
| type of connectable conductor cross-sections | | |
| • for main contacts | | |
| — stranded | 0.5 ... 4 mm ² , 2x (0.75 ... 2.5 mm ²) | |
| • at AWG cables for main contacts | 2x (20 ... 16), only for contactor 2x (18 ... 14), 2x 12 | |
| • connectable conductor cross-section for main contacts finely stranded with core end processing | 0.5 ... 2.5 mm ² | |
| Safety related data | | |
| B10 value with high demand rate acc. to SN 31920 | 1 000 000 | |
| proportion of dangerous failures | | |
| • with high demand rate acc. to SN 31920 | 73 % | |
| touch protection on the front acc. to IEC 60529 | finger-safe, for vertical contact from the front | |
| Certificates/ approvals | | |
| General Product Approval | For use in hazardous | Declaration of Conformity |

| | | | | | |
|---|---|---|---|---|---|
| | | locations | | | |
|  |  |  |  | Miscellaneous |  |
| Test Certificates | | | Marine / Shipping | | |
| Type Test Certificates/Test Report | Special Test Certificate |  |  |  |  |
| Marine / Shipping | | other | | Railway | |
|  |  |  | Confirmation | Vibration and Shock | |



[Miscellaneous](#)



Test Certificates

Marine / Shipping

[Type Test Certificates/Test Report](#)

[Special Test Certificate](#)



Marine / Shipping

other

Railway



[Confirmation](#)

[Vibration and Shock](#)

Further information

Information- and Downloadcenter (Catalogs, Brochures,...)

<https://www.siemens.com/ic10>

Industry Mall (Online ordering system)

<https://mall.industry.siemens.com/mall/en/en/Catalog/product?mlfb=3RA2110-0CD15-1BB4>

Cax online generator

<http://support.automation.siemens.com/WW/CAXorder/default.aspx?lang=en&mlfb=3RA2110-0CD15-1BB4>

Service&Support (Manuals, Certificates, Characteristics, FAQs,...)

<https://support.industry.siemens.com/cs/ww/en/ps/3RA2110-0CD15-1BB4>

Image database (product images, 2D dimension drawings, 3D models, device circuit diagrams, EPLAN macros, ...)

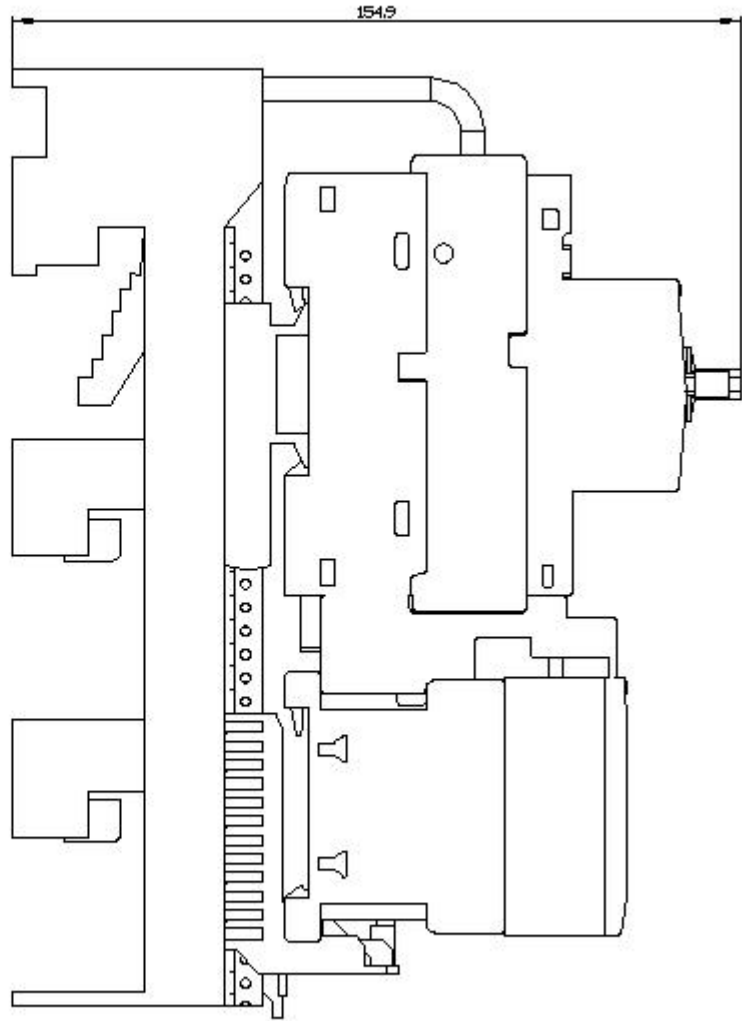
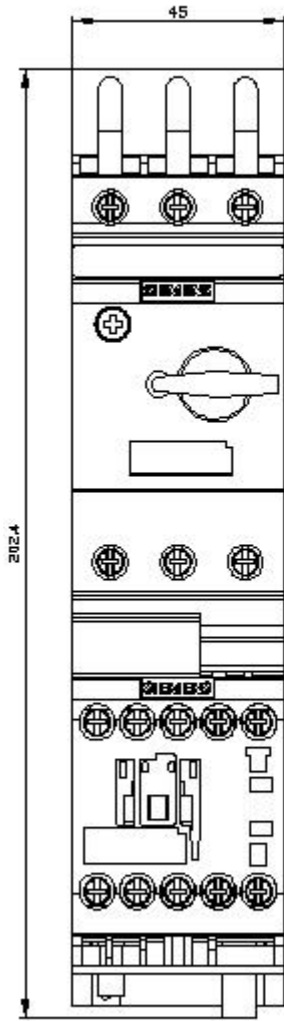
http://www.automation.siemens.com/bilddb/cax_de.aspx?mlfb=3RA2110-0CD15-1BB4&lang=en

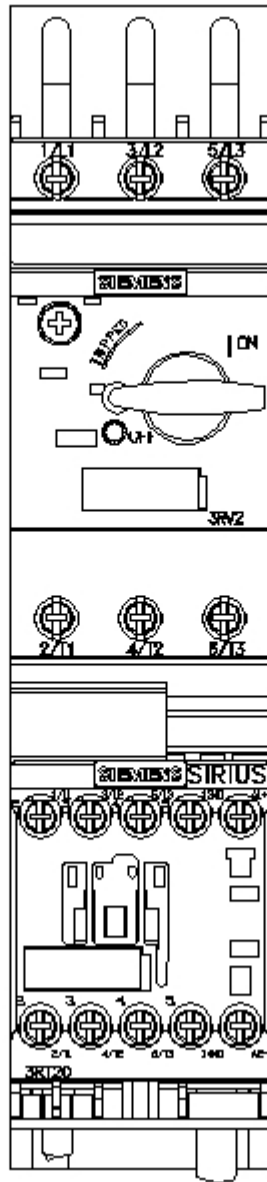
Characteristic: Tripping characteristics, I²t, Let-through current

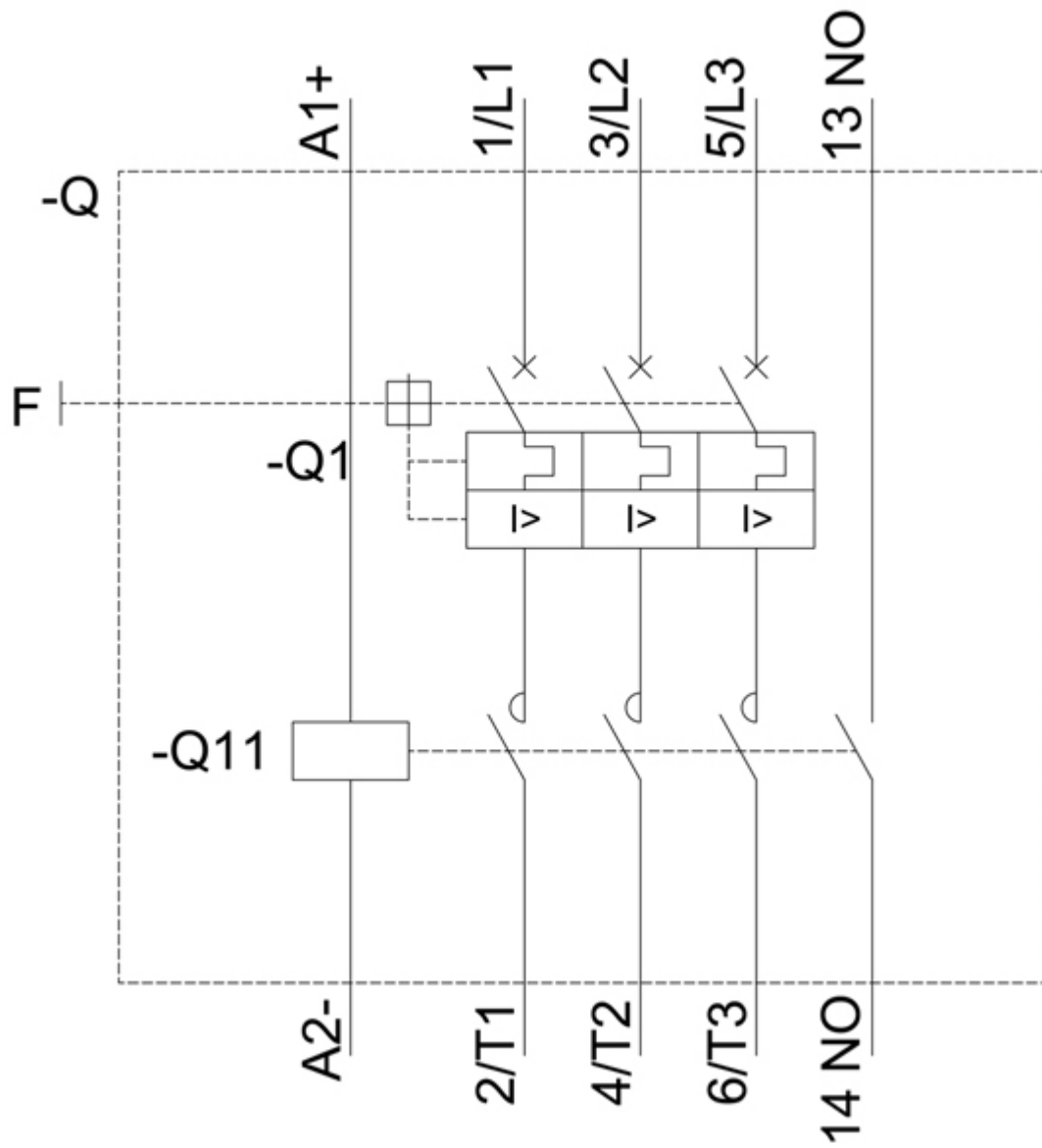
<https://support.industry.siemens.com/cs/ww/en/ps/3RA2110-0CD15-1BB4/char>

Further characteristics (e.g. electrical endurance, switching frequency)

<http://www.automation.siemens.com/bilddb/index.aspx?view=Search&mlfb=3RA2110-0CD15-1BB4&objecttype=14&gridview=view1>







last modified:

12/15/2020 