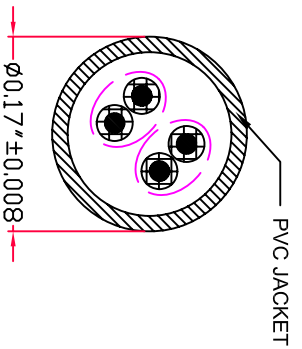
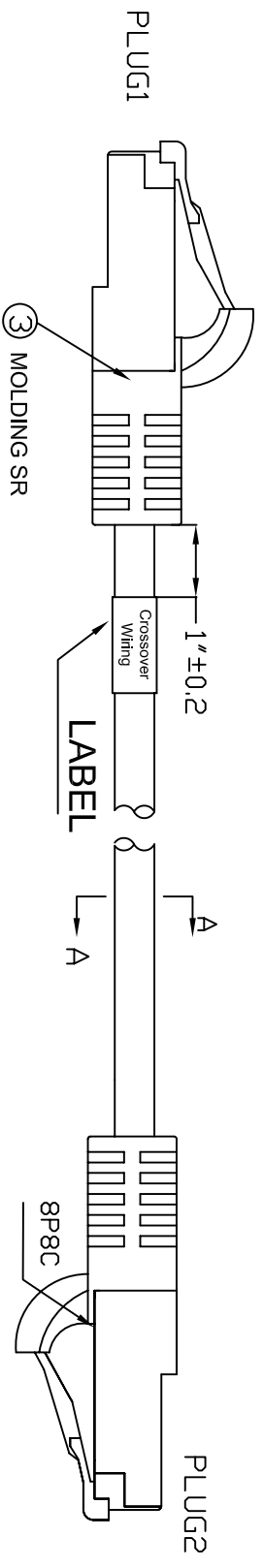
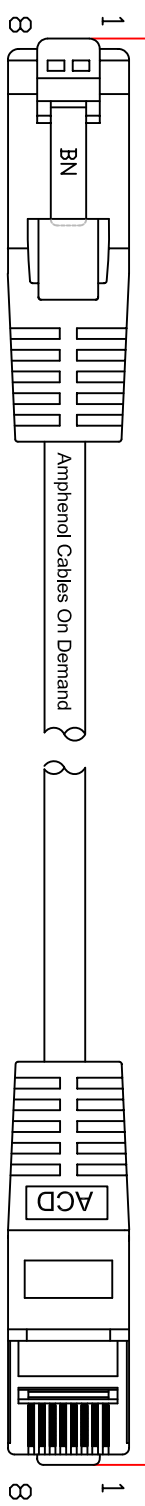


THE INFORMATION CONTAINED IN THIS DRAWING IS THE SOLE PROPERTY OF AMPHENOL CABLES ON DEMAND. ANY REPRODUCTION OR DISCLOSURE, TO THIRD PARTIES, IN PART OR WHOLE, WITHOUT THE EXPRESS WRITTEN PERMISSION OF AMPHENOL CABLES ON DEMAND IS PROHIBITED.

REV.	DESCRIPTION	REVISIONS	DATE	APPROVED
A	NEW RELEASE		31/07/06	
A1	Change Part Number		23/11/06	
A2	CHANGE MOLDED SR TO BE CAP MOLDED SR, ADD LABEL		03/03/07	



PIN OUT: cross-over		
P1	P2	COLOR
PIN1	PIN3	WHITE/ORANGE
PIN2	PIN6	ORANGE
PIN3	PIN1	WHITE/BLUE
PIN6	PIN2	BLUE

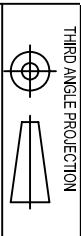
LENGTH & P/N Table

LENGTH	P/N	COLOR
3FT±1 inch	MP-5XRJ45UNNB-003	Blue
7FT±2 inch	MP-5XRJ45UNNB-007	Blue
10FT±3 inch	MP-5XRJ45UNNB-010	Blue
15FT±3 inch	MP-5XRJ45UNNB-015	Blue



UNLESS OTHERWISE SPECIFIED DIMENSIONS ARE IN INCHES TOLERANCES ARE:

DECIMALS	±.X	ANGLES	±.X°
X	±.XX		
XX	±.XXX		
XXX	±.XXX		



EAR NO.	DATE	Amphenol Cables on Demand
APPROVALS		20 VALLEY ST. ENDCOTT, NY 13760
DESIGN	DATE	
LF	03/03/07	
CHECKED	DATE	
BA	03/03/07	
RESP ENG		
MFG ENG		
SIZE	DWG. NO.	REV.
A	MP-5XRJ45UNNB-XXX	A2
SCALE	SHEET	OF

ASM CBL RJ45/RJ45
CAT.5E XVR 2PR