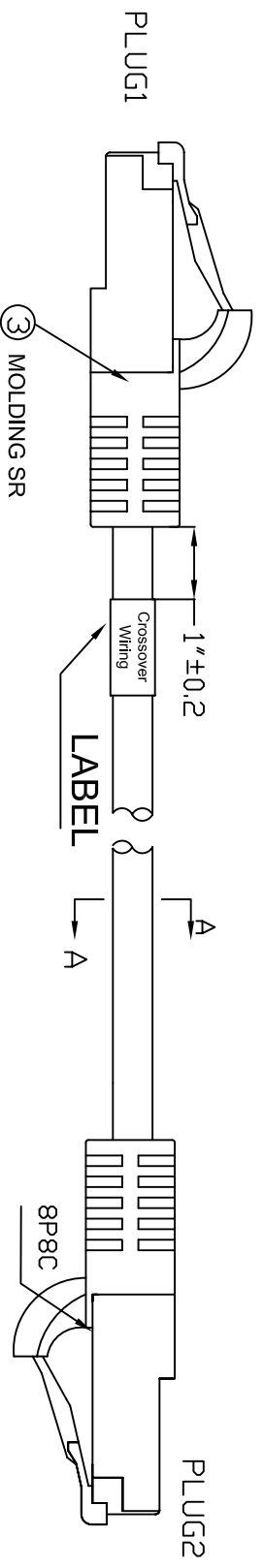
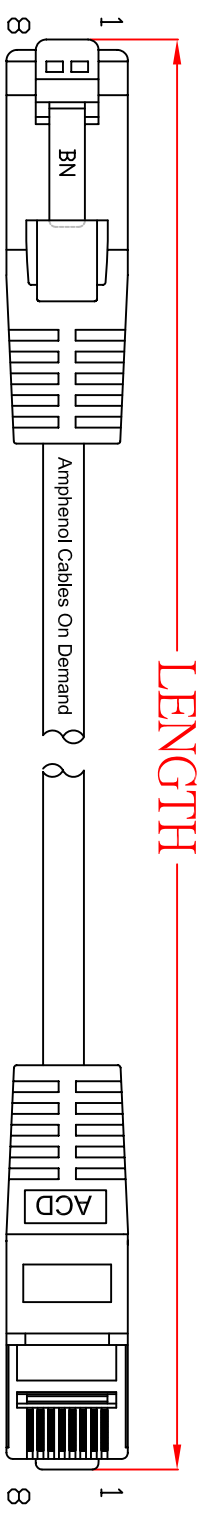


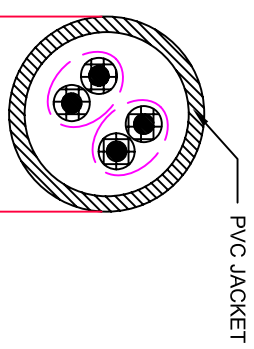
THE INFORMATION CONTAINED IN THIS DRAWING IS THE SOLE PROPERTY OF AMPHENOL CABLES ON DEMAND. ANY REPRODUCTION OR DISCLOSURE, TO THIRD PARTIES, IN PART OR WHOLE, WITHOUT THE EXPRESS WRITTEN PERMISSION OF AMPHENOL CABLES ON DEMAND IS PROHIBITED.

REV.	DESCRIPTION	DATE	APPROVED
A	NEW RELEASE	3/10/06	
A1	Change Part Number	23/11/06	
A2	CHANGE MOLDED SR TO BE CAP MOLDED SR, ADD LABEL	03/03/07	



LENGTH & P/N Table

LENGTH	P/N	Cable Color
2FT ±1 inch	MP-5XRJ45UNNE-002	Beige
3FT ±1 inch	MP-5XRJ45UNNE-003	Beige
5FT ±2 inch	MP-5XRJ45UNNE-005	Beige
7FT ±2 inch	MP-5XRJ45UNNE-007	Beige
10FT ±3 inch	MP-5XRJ45UNNE-010	Beige
15FT ±3 inch	MP-5XRJ45UNNE-015	Beige
25FT ±4 inch	MP-5XRJ45UNNE-025	Beige
50FT ±8 inch	MP-5XRJ45UNNE-050	Beige
100FT ±8 inch	MP-5XRJ45UNNE-100	Beige



PIN OUT: cross-over		
P1	P2	COLOR
PIN1	PIN3	WHITE/ORANGE
PIN2	PIN6	ORANGE
PIN3	PIN1	WHITE/BLUE
PIN6	PIN2	BLUE



UNLESS OTHERWISE SPECIFIED DIMENSIONS ARE IN INCHES TOLERANCES ARE:		EQR NO.	
DIMEN'S	±.X	APPROVAL'S	DATE
X	±.XX	LF	03/03/07
XX	±.XXX	CHECKED	
.XXX	±.XXX	BA	03/03/07
THIRD ANGLE PROJECTION		RESP ENG	
MFG ENG			

Amphenol Cables on Demand
 20 VALLEY ST. ENDICOTT, NY 13760
ASM CBL R145/R145
CAT.5E XVR 2PR

SIZE	DWG. NO.	REV.
A	MP-5XRJ45UNNE-XXX	A2