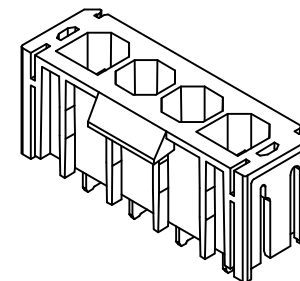


P.C.B LAYOUT



Ordering Information:
A7501WVC-XP - **

1 2

1.Part No.

2.Size D:

(Blank): D=3.81mm

D53: D=5.33mm

SPECIFICATIONS:

Current Rating: 30A AC,DC

Voltage Rating: 600V AC,DC

Temperature Range: -40°C ~ +105°C

Contact Resistance: 10mΩ Max

Insulation Resistance: 1000MΩ Min

Withstanding Voltage: 1500V AC/minute

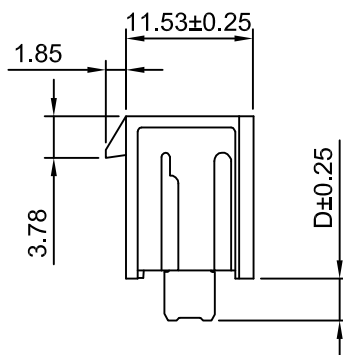
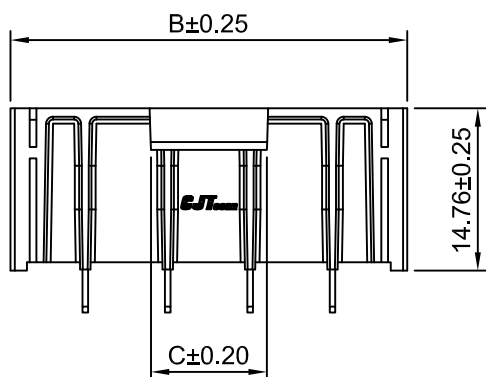
Pin Material: Brass/Tin over Nickel

Solder Tabs:Brass/Gold over Nickel

Material:LCP,UL94V-0(Black)

Ordering Information & Dimensions

Circuits	Dimensions(mm)			Circuits	Dimensions(mm)		
	A	B	C		A	B	C
2P	7.49	21.08	3.10	5P	29.96	43.56	10.54
3P	14.98	28.58	3.10	6P	37.45	51.05	10.54
4P	22.47	36.07	10.54	8P	44.94	66.04	10.54



REV	DESCRIPTION	DATE
A2	CHANGE THE DRAWING	2021.04.02
A1	CHANGE THE DRAWING	2021.04.02
A0	NEW RELEASE	2019.12.17

CJTconn CHANGJIANG CONNECTORS CO.,LTD.

Unit	Scale	Sheet
mm	1.5:1	1 of 1
DRWN	CHKD	APPR
Chengbiao Ye	Diankui Wan	Jack Yin

TITLE
**7.49MM PITCH
VERTICAL WAFER**

General Tolerances
x.x±0.25
x.xx±0.20
x.xxx±0.15
ANGLES ±1°

THIRD ANGLE PROJECTION
DRAWING NO.
A7501WVC-XP
REV
A2