



Relays, Contactors & Switches > Switches > Push Button Switches > Emergency Stop Switch, 1 Actuator, Flush, Threaded Bushing



Configuration (Pole-Throw): **Three Pole - Three Throw**

Push Button Switch Product Type: **Emergency Stop**

Number of Actuators: **Single**

Actuator Profile: **Flush**

Bushing Style: **Threaded**

[All Emergency Stop Switch, 1 Actuator, Flush, Threaded Bushing \(34\)](#)

Features

Product Type Features

Switch Connection Type	DIN Connector
Push Button Switch Product Type	Emergency Stop
Illuminated	Without
Actuator Style	Round

Configuration Features

Configuration (Pole-Throw)	Three Pole - Three Throw
Number of Actuators	Single
Snap Action	With
Support Bracket	Without
Tactile	No
Operating Function	Maintained

Electrical Characteristics

--	--



Push Button Switch Voltage Rating	32 VDC
-----------------------------------	--------

Body Features

Actuator Force	2040 – 5100 g[72 – 180 oz]
Actuator Profile	Flush
Bushing Style	Threaded
Actuator Color	Red

Contact Features

Push Button Switch Contact Current Rating	10 A
Switch Contact Plating Material	Silver Clad Copper

Mechanical Attachment

Push Button Switch Mounting Type	Through Hole
----------------------------------	--------------

Housing Features

Process Sealed	Yes
----------------	-----

Product Compliance

For compliance documentation, visit the product page on TE.com>

EU RoHS Directive 2011/65/EU	Compliant with Exemptions
EU ELV Directive 2000/53/EC	Compliant with Exemptions
China RoHS 2 Directive MIIT Order No 32, 2016	Restricted Materials Above Threshold
EU REACH Regulation (EC) No. 1907/2006	Current ECHA Candidate List: JUNE 2023 (235) Candidate List Declared Against: JUNE 2023 (235) SVHC > Threshold: Pb (3.5% in Component part) Article Safe Usage Statements: Do not eat, drink or smoke when using this product. Wash thoroughly after handling. Recycle if possible and dispose of the article by following all applicable governmental regulations relevant to your geographic location.
Halogen Content	Not Yet Reviewed for halogen content
Solder Process Capability	Not reviewed for solder process capability


Product Compliance Disclaimer

This information is provided based on reasonable inquiry of our suppliers and represents our current actual knowledge based on the information they provided. This information is subject to change. The part numbers that TE has identified as EU RoHS compliant have a maximum concentration of 0.1% by weight in homogenous materials for lead, hexavalent chromium, mercury, PBB, PBDE, DBP, BBP, DEHP, DIBP, and 0.01% for cadmium, or qualify for an exemption to these limits as defined in the Annexes of Directive 2011/65/EU (RoHS2). Finished electrical and electronic equipment products will be CE marked as required by Directive 2011/65/EU. Components may not be CE marked. Additionally, the part numbers that TE has identified as EU ELV compliant have a maximum concentration of 0.1% by weight in homogenous materials for lead, hexavalent chromium, and mercury, and 0.01% for cadmium, or qualify for an exemption to these limits as defined in the Annexes of Directive 2000/53/EC (ELV). Regarding the REACH Regulation, the information TE provides




on SVHC in articles for this part number is based on the latest European Chemicals Agency (ECHA) ‘Guidance on requirements for substances in articles’ posted at this URL: <https://echa.europa.eu/guidance-documents/guidance-on-reach>

Compatible Parts




TE Part # K1158023
Actuation Protection 24-63-029 BX




TE Part # CAT-AL8-KSEESS
Emergency Stop Switch, 1 Actuator,
Flush, Threaded Bushing

Also in the Series | KISSLING Series ES



Push Button Switches(32)



Switch Seals & Accessories(1)

Customers Also Bought



TE Part #3-1625971-1
HSA25 27R 5%



TE Part #K1042044
Toggle Switch 07-4-2-13 933



TE Part #K1060028
Relay 29-111-12



TE Part #K1129203
Toggle Switch 07-2-2-13 D 935



TE Part #K1157711
Push button switch TS-221-GN11 917



TE Part #K1013579
Relay 26-56-75



TE Part #K1152194
Leuchtmelder TS-201-RT12



TE Part #K1151130
Leuchtmelder TS-201-WS102



Documents

Product Drawings

Emergency Stop Switch ES-2012-T111

English

Emergency Stop Switch ES-2012-T111

German

CAD Files

3D PDF

3D

Customer View Model

ENG_CVM_CVM_ES-2012-T111_A.2d_dxf.zip

English

Customer View Model

ENG_CVM_CVM_ES-2012-T111_A.3d_igs.zip

English

Customer View Model

ENG_CVM_CVM_ES-2012-T111_A.3d_stp.zip

English

By downloading the CAD file I accept and agree to the [Terms and Conditions](#) of use.

Datasheets & Catalog Pages

KISSLING E-STOP Series ES

English