

LOC	DIST	REV	DATE	BY	APPD
GP	00	1	20APR2009	RG	RL
		2	23APR2009	RG	RL

1. PART NUMBER CHANGES AND OR DESIGN CHANGES AFFECTING ITEM INTERCHANGEABILITY REQUIRE PRIOR TYCO ELECTRONICS APPROVAL AND AUTHORIZATION BY REVISION TO THIS DRAWING.

2. MATERIAL:
 INSULATORS - THERMOPLASTIC, GLASS REINFORCED,
 COLOR: BLACK, UL94V-0 FLAMMABILITY RATED.
 POWER CONTACTS - PHOSPHOR BRONZE ALLOY,
 COPPER ALLOY
 SOLDER SIGNAL PINS-BRASS ALLOY
 CROWN BAND-BERYLLIUM COPPER ALLOY

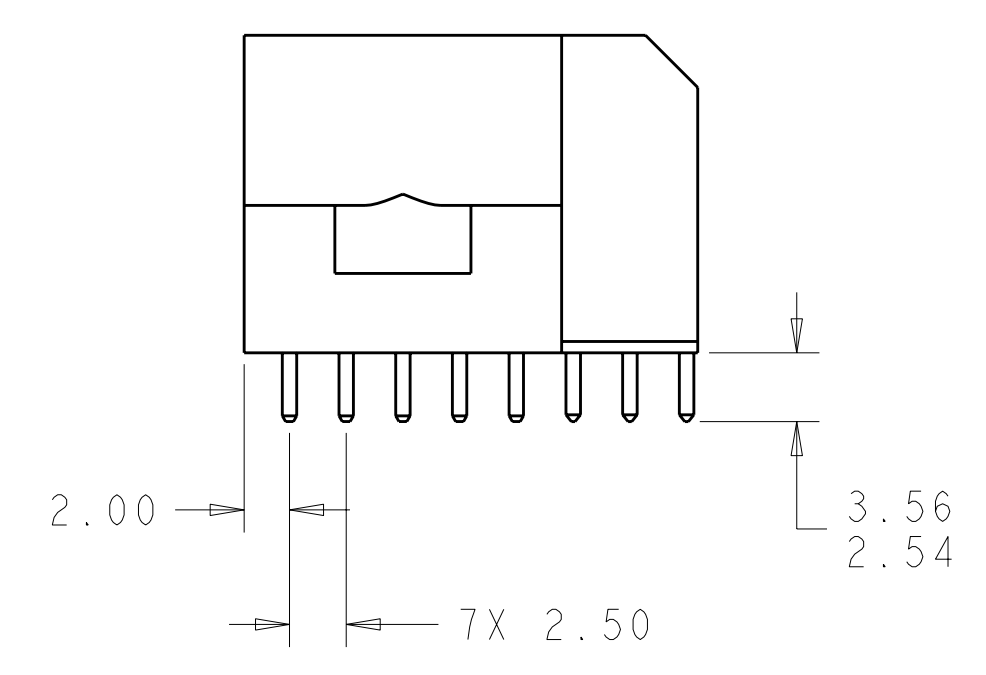
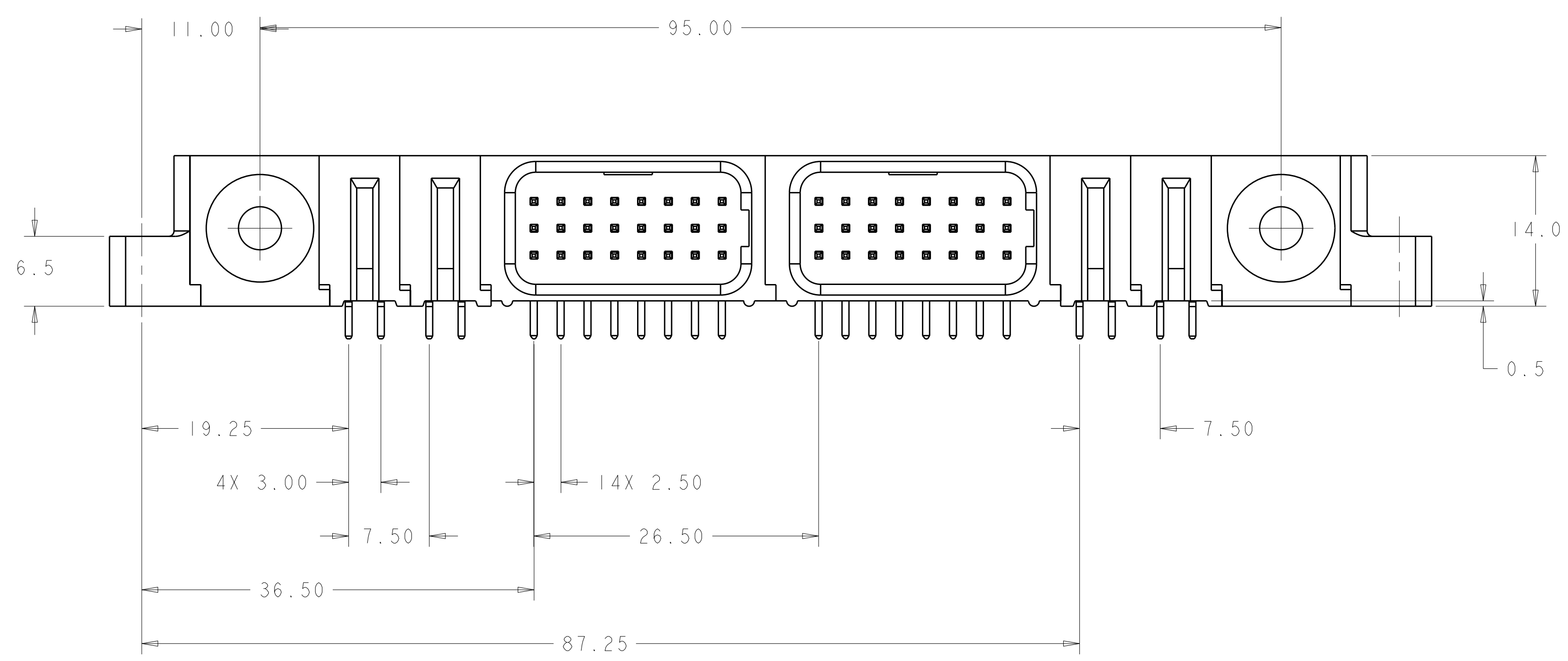
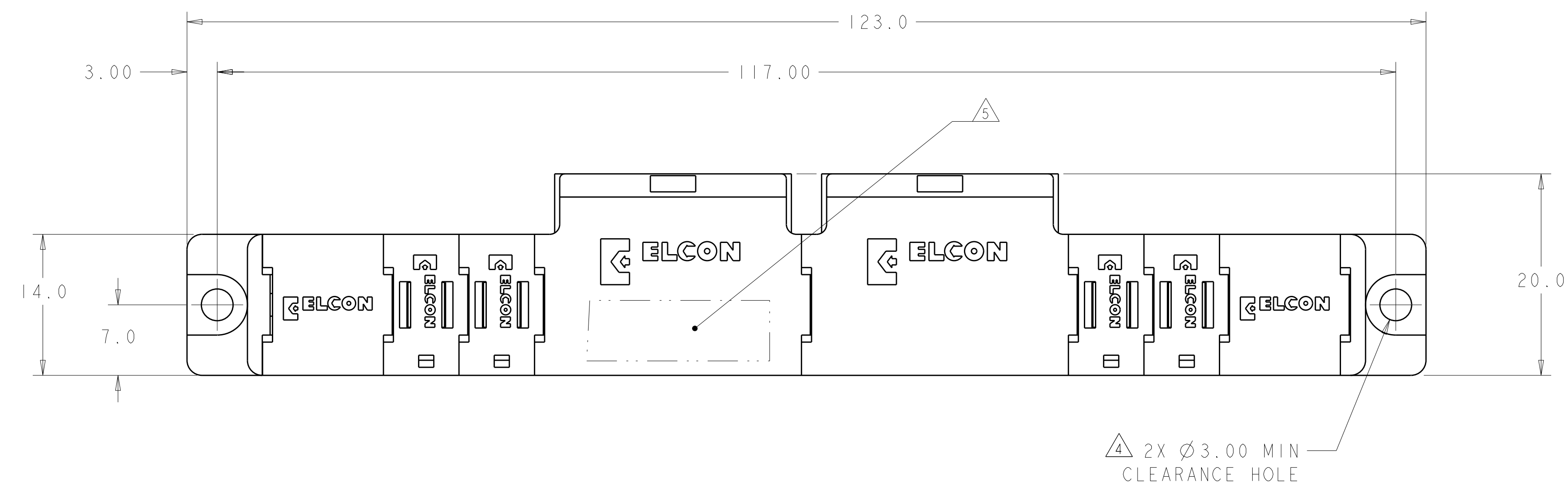
3. FINISH:
 CONTACTS - GOLD PLATE 0.76µm MIN. THK., OVER
 NICKEL 1.27µm MIN. THK
 SOLDER TAILS, TIN 3.05µm MIN. THK. OVER
 NICKEL 1.27µm MIN THK.

4. MOUNTING FLANGES ACCEPT M3 OR #4-40 SCREWS, (USER SUPPLIED)

5. ITEMS PROVIDED TO THIS SPECIFICATION TO BE PERMANENTLY IDENTIFIED PER THE FOLLOWING IDENTIFIER LABEL

TYCO ELECTRONICS P/N DATE CODE YEAR WEEK
 XXXXXXXX-X XXXX 1 1

6. CONNECTOR MATES WITH PN 2085239-1



THIS PRINT IS
PRELIMINARY
 UNQUALIFIED PRODUCT
 CONTACT PRODUCT ENGINEERING
 BEFORE USING THIS PRINT

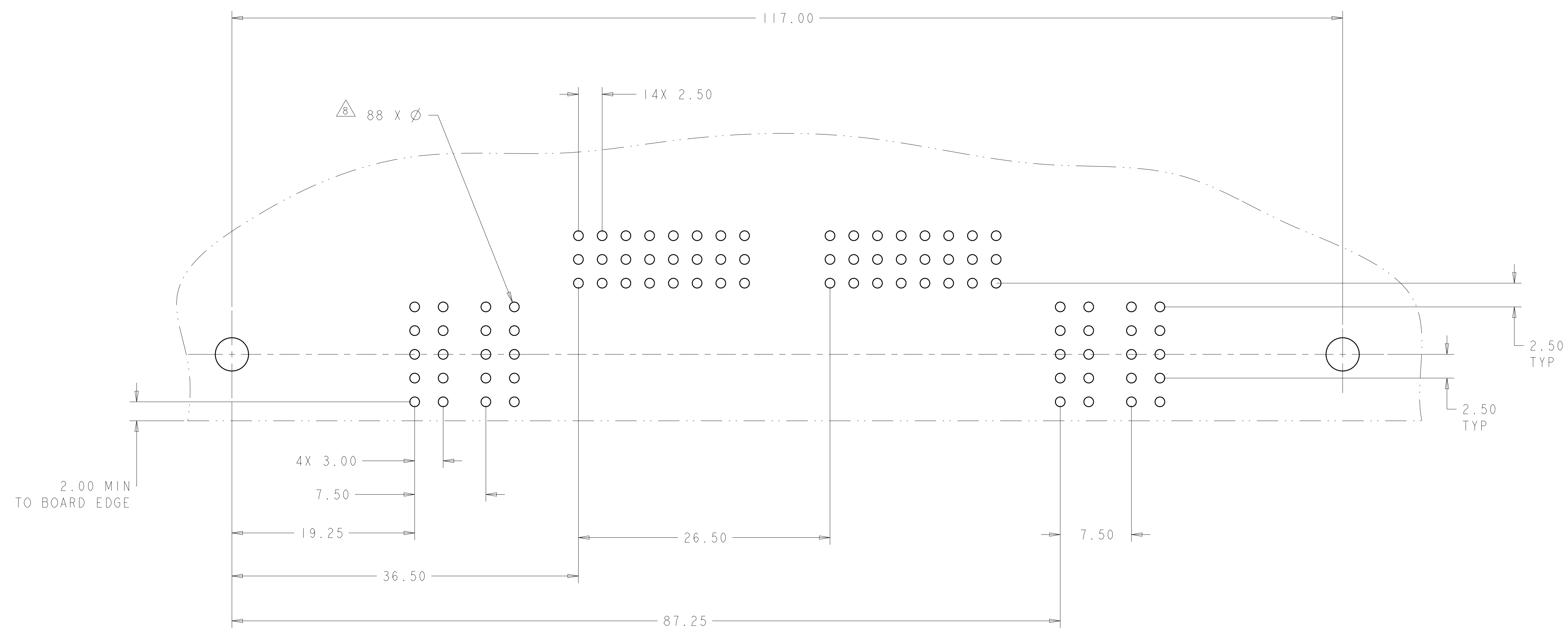
THIS DRAWING HAS BEEN
 REVIEWED AND APPROVED BY:
 SIGNED: _____
 DATE: _____
 THIS DRAWING IS A PRELIMINARY COPY AND CANNOT BE
 USED FOR MANUFACTURING UNTIL APPROVED BY CUSTOMER

AS SHOWN	2085238-1
DESCRIPTION	PART NUMBER

DIMENSIONS: mm 		TOLERANCES UNLESS OTHERWISE SPECIFIED: 0 PLC ±.5 1 PLC ±.5 2 PLC ±.25 3 PLC ±.5 4 PLC ±.5 ANGLES ±.5 FINISH ±.5		DWN: R. GRZYBOWSKI 20APRIL09 CHK: R. LONDON 20APRIL09 APVD: M. PERCHERIE 20APRIL09 PRODUCT SPEC APPLICATION SPEC WEIGHT CUSTOMER DRAWING		Tyco Electronics Harrisburg, PA 17105-3608 NAME: PIN CONNECTOR, RIGHT ANGLE SOLDER TAILS SIZE: A100779 CAGE CODE: C=2085238 SCALE: 3:1 SHEET: 1 OF 3 REV: 2	
-----------------------	--	---	--	--	--	---	--

LOC	DIST	REV	DATE	BY	APPD
GP	00				

REVISIONS			
REV	DATE	BY	APPD
-	-	-	-
-	-	-	-



PRINTED CIRCUIT LAYOUT
 COMPONENT SIDE

THIS PRINT IS
PRELIMINARY
 UNQUALIFIED PRODUCT
 CONTACT PRODUCT ENGINEERING
 BEFORE USING THIS PRINT

CONNECTOR	EQUIVALENT CATALOG MODULE #	MODULE QTY	CONTACT QTY	SIZE NO.	MATING PIN	MAX. CURRENT (PER CONTACT)	CONTACT SPACING	VOLTAGE RATING
PIN	FP104	4	4	8	1.25 X 7.00	35 amps	7.5	250
	FP302	2	48	22	.64 SQ.	3 amps	2.50	125 VOLTS
	FP506	2	-	RIGHT ANGLE GUIDE SOCKET				
	FP500	1	-	LEFT MOUNTING FLANGE				
	FP501	1	-	RIGHT MOUNTING FLANGE				

ELCON FLATPAQ

DIMENSIONS: mm 		TOLERANCES UNLESS OTHERWISE SPECIFIED: 9 PLC ±.5 1 PLC ±.5 2 PLC ±.25 3 PLC ±.5 4 PLC ±.5 ANGLES ±.5 FINISH		DWN R. GRZYBOWSKI 20APRIL09 CHK R. LONDON 20APRIL09 APVD M. PERCHERIE 20APRIL09 NAME PRODUCT SPEC APPLICATION SPEC WEIGHT CUSTOMER DRAWING		Tyco Electronics Harrisburg, PA 17105-3608 SIZE CAGE CODE DRAWING NO A100779C-2085238 RESTRICTED TO	
MATERIAL		FINISH		SCALE 3:1		SHEET 2 OF 3	
				REV 2			

