



Fuseless motor starter Direct start 600VAC Size S00 0.28-0.4A  
220/240VAC 50/60HZ screw connection For snapping onto 60 mm busbar  
systems Type of coordination 2 IQ = 150 KA Also full fills type Of  
coordination 1 1NO (contactor)

<b>product brand name</b>	SIRIUS
<b>product designation</b>	non-fused motor starter 3RA2
<b>design of the product</b>	direct starter
<b>manufacturer's article number</b>	
<ul style="list-style-type: none"> <li>• of the supplied contactor</li> <li>• of the supplied circuit-breakers</li> <li>• of the supplied busbar adapter</li> <li>• of the supplied link module</li> </ul>	3RT2015-1AP61 3RV2011-0EA10 8US1251-5DS10 3RA1921-1DA00
<b>General technical data</b>	
<b>size of the circuit-breaker</b>	S00
<b>size of load feeder</b>	S00
product extension auxiliary switch	Yes
insulation voltage with degree of pollution 3 at AC rated value	690 V
<b>degree of pollution</b>	3
<b>surge voltage resistance rated value</b>	6 kV
shock resistance acc. to IEC 60068-2-27	6g / 11 ms
mechanical service life (switching cycles) of contactor typical	30 000 000
<b>type of assignment</b>	2
<b>Ambient conditions</b>	
<ul style="list-style-type: none"> <li>• ambient temperature during operation</li> <li>• ambient temperature during storage</li> <li>• ambient temperature during transport</li> </ul>	-20 ... +60 °C -50 ... +80 °C -55 ... +80 °C
<b>Main circuit</b>	
<b>number of poles for main current circuit</b>	3
<b>design of the switching contact</b>	electromechanical
<b>adjustable current response value current of the current-dependent overload release</b>	0.28 ... 0.4 A
<ul style="list-style-type: none"> <li>• operating voltage rated value</li> <li>• operating voltage at AC-3 rated value maximum</li> </ul>	690 V 690 V
<b>operating frequency rated value</b>	50 ... 60 Hz
operational current at AC-3 at 400 V rated value	0.3 A
operating power at AC-3	
<ul style="list-style-type: none"> <li>• at 400 V rated value</li> <li>• at 500 V rated value</li> <li>• at 690 V rated value</li> </ul>	90 W 120 W 180 W
<b>Control circuit/ Control</b>	

<b>control supply voltage at AC</b>		
<ul style="list-style-type: none"> <li>● at 50 Hz rated value</li> <li>● at 50 Hz rated value</li> <li>● at 60 Hz rated value</li> <li>● at 60 Hz rated value</li> </ul>	220 V 187 ... 242 V 240 V 192 ... 264 V	
<b>apparent holding power of magnet coil at AC</b>	4.8 V·A	
<b>inductive power factor with the holding power of the coil</b>	0.25	
<b>Auxiliary circuit</b>		
<b>number of NC contacts for auxiliary contacts</b>	0	
<b>number of NO contacts for auxiliary contacts</b>	1	
<b>Protective and monitoring functions</b>		
<b>trip class</b>	CLASS 10	
<b>design of the overload release</b>	thermal (bimetallic)	
response value current of instantaneous short-circuit trip unit	5.2 A	
<b>Short-circuit protection</b>		
<b>product function short circuit protection</b>	Yes	
<b>design of the short-circuit trip</b>	magnetic	
<b>conditional short-circuit current (I<sub>q</sub>)</b>		
<ul style="list-style-type: none"> <li>● at 690 V acc. to IEC 60947-4-1 rated value</li> <li>● at 400 V acc. to IEC 60947-4-1 rated value</li> <li>● at 500 V acc. to IEC 60947-4-1 rated value</li> </ul>	100 000 A 153 000 A 100 000 A	
<b>Installation/ mounting/ dimensions</b>		
<b>mounting position</b>	vertical	
<b>fastening method</b>	for snapping onto 60 mm busbar systems	
<b>height</b>	200 mm	
<b>width</b>	45 mm	
<b>depth</b>	155.1 mm	
<b>required spacing</b>		
<ul style="list-style-type: none"> <li>● for grounded parts               <ul style="list-style-type: none"> <li>— forwards</li> <li>— backwards</li> <li>— upwards</li> <li>— at the side</li> <li>— downwards</li> </ul> </li> <li>● for live parts               <ul style="list-style-type: none"> <li>— forwards</li> <li>— backwards</li> <li>— upwards</li> <li>— downwards</li> <li>— at the side</li> </ul> </li> </ul>	0 mm 0 mm 20 mm 9 mm 10 mm  0 mm 0 mm 20 mm 10 mm 9 mm	
<b>Connections/ Terminals</b>		
<b>type of electrical connection for main current circuit</b>	screw-type terminals	
<b>type of connectable conductor cross-sections</b>		
<ul style="list-style-type: none"> <li>● for main contacts stranded</li> <li>● at AWG cables for main contacts</li> </ul>	0.5 ... 4 mm <sup>2</sup> , 2x (0.75 ... 2.5 mm <sup>2</sup> ) 2x (20 ... 16), only for contactor 2x (18 ... 14), 2x 12	
<ul style="list-style-type: none"> <li>● connectable conductor cross-section for main contacts finely stranded with core end processing</li> </ul>	0.5 ... 2.5 mm <sup>2</sup>	
<b>Safety related data</b>		
B10 value with high demand rate acc. to SN 31920	1 000 000	
proportion of dangerous failures with high demand rate acc. to SN 31920	73 %	
<b>protection class IP on the front acc. to IEC 60529</b>	IP20	
<b>touch protection on the front acc. to IEC 60529</b>	finger-safe, for vertical contact from the front	
<b>Certificates/ approvals</b>		
<b>General Product Approval</b>	<b>For use in hazardous</b>	<b>Declaration of Conformity</b>

locations



[Miscellaneous](#)

Test Certificates

Marine / Shipping

[Special Test Certificate](#)

[Type Test Certificates/Test Report](#)



Marine / Shipping

other

Railway



[Confirmation](#)

[Vibration and Shock](#)

Further information

Information- and Downloadcenter (Catalogs, Brochures,...)

<https://www.siemens.com/ic10>

Industry Mall (Online ordering system)

<https://mall.industry.siemens.com/mall/en/en/Catalog/product?mlfb=3RA2110-0ED15-1AP6>

Cax online generator

<http://support.automation.siemens.com/WW/CAXorder/default.aspx?lang=en&mlfb=3RA2110-0ED15-1AP6>

Service&Support (Manuals, Certificates, Characteristics, FAQs,...)

<https://support.industry.siemens.com/cs/ww/en/ps/3RA2110-0ED15-1AP6>

Image database (product images, 2D dimension drawings, 3D models, device circuit diagrams, EPLAN macros, ...)

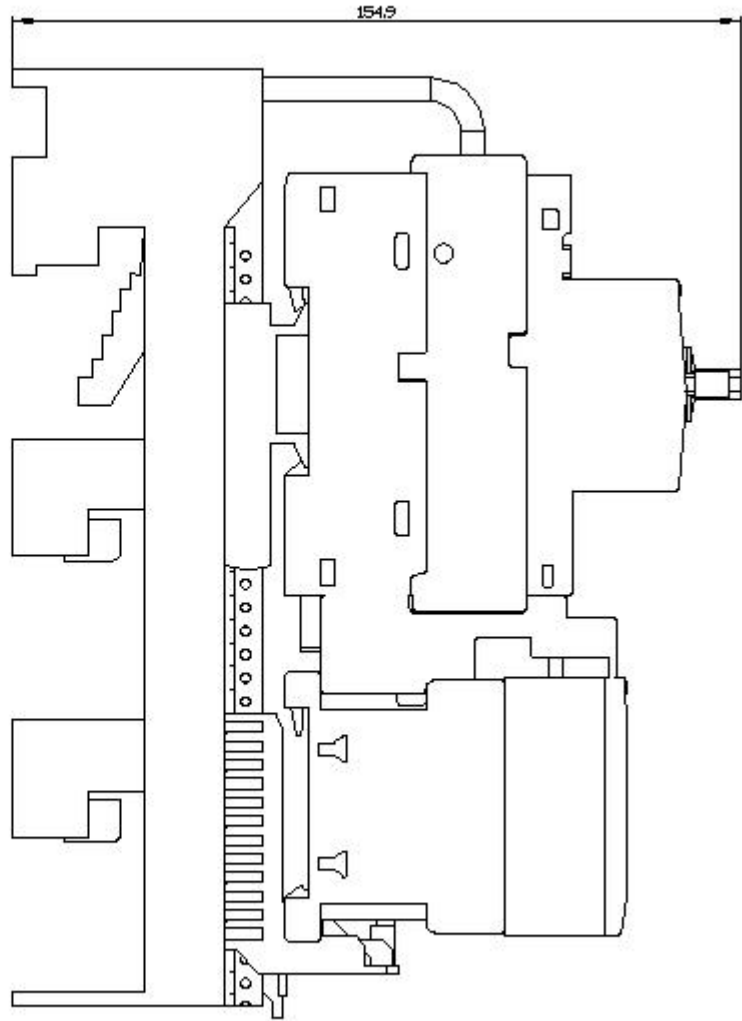
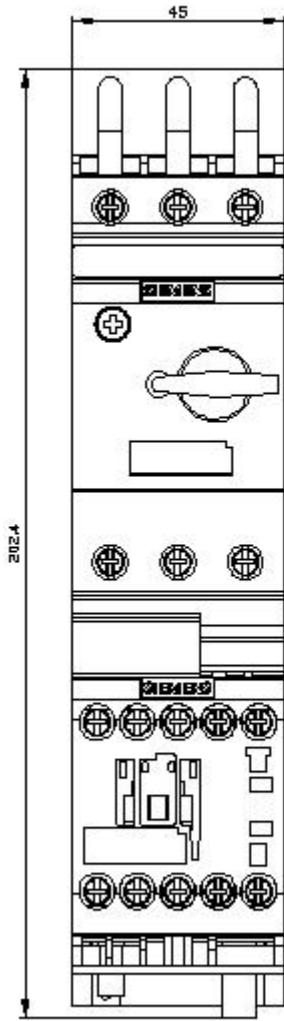
[http://www.automation.siemens.com/bilddb/cax\\_de.aspx?mlfb=3RA2110-0ED15-1AP6&lang=en](http://www.automation.siemens.com/bilddb/cax_de.aspx?mlfb=3RA2110-0ED15-1AP6&lang=en)

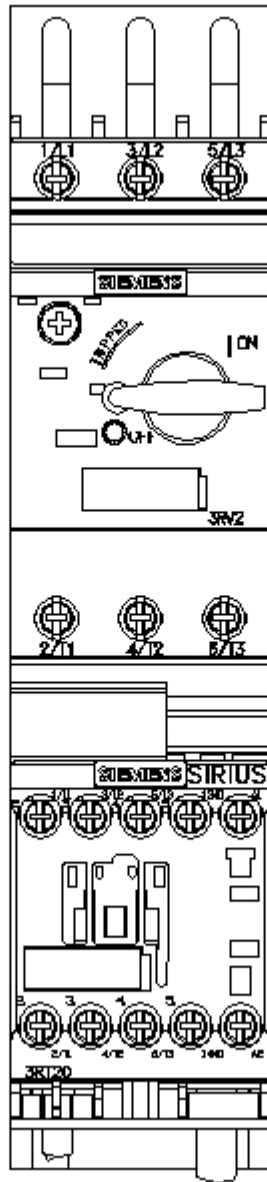
Characteristic: Tripping characteristics, I<sup>2</sup>t, Let-through current

<https://support.industry.siemens.com/cs/ww/en/ps/3RA2110-0ED15-1AP6/char>

Further characteristics (e.g. electrical endurance, switching frequency)

<http://www.automation.siemens.com/bilddb/index.aspx?view=Search&mlfb=3RA2110-0ED15-1AP6&objecttype=14&gridview=view1>







last modified:

12/15/2020 