

ADP-SMAF-SMBM-G

✓ ACTIVE

TE Internal #: ADP-SMAF-SMBM-G  
Between Series Adapter, Straight, SMA, Jack Side A, SMB, Plug  
Side B, 1 Position  
[View on TE.com >](#)



Connectors > Connector Accessories > Connector Adapters & Connector Savers



Connector Interface Adapter Type: **Between Series Adapter**  
Body Orientation: **Straight**  
Side A Interface: **SMA**  
Side A Gender: **Jack**  
Side B Interface: **SMB**

Features

Product Type Features

Connector Interface Adapter Type	Between Series Adapter
Side A Interface	SMA
Side A Gender	Jack
Side B Interface	SMB
Side B Gender	Plug

Configuration Features

Number of Positions	1
---------------------	---

Electrical Characteristics

Impedance	50 Ω
-----------	------

Body Features

Body Plating Material	Nickel
Body Material	Brass

Contact Features

RF Connector Center Contact Plating Material	Gold
RF Connector Center Contact Material	Beryllium Copper

Housing Features

Body Orientation	Straight
------------------	----------

Usage Conditions



Operating Temperature Range	-65 – 165 °C[-85 – 329 °F]
-----------------------------	----------------------------

Operation/Application

Operating Frequency	0 – 4 GHz
---------------------	-----------

Other

Dielectric Material	PTFE
---------------------	------

Product Compliance

For compliance documentation, visit the product page on [TE.com](#)>

EU RoHS Directive 2011/65/EU	Compliant with Exemptions
EU ELV Directive 2000/53/EC	Not Yet Reviewed
China RoHS 2 Directive MIIT Order No 32, 2016	Restricted Materials Above Threshold
EU REACH Regulation (EC) No. 1907/2006	Current ECHA Candidate List: JUNE 2023 (235) Not Yet Reviewed
Halogen Content	Not Yet Reviewed for halogen content
Solder Process Capability	Not reviewed for solder process capability

Product Compliance Disclaimer

This information is provided based on reasonable inquiry of our suppliers and represents our current actual knowledge based on the information they provided. This information is subject to change. The part numbers that TE has identified as EU RoHS compliant have a maximum concentration of 0.1% by weight in homogenous materials for lead, hexavalent chromium, mercury, PBB, PBDE, DBP, BBP, DEHP, DIBP, and 0.01% for cadmium, or qualify for an exemption to these limits as defined in the Annexes of Directive 2011/65/EU (RoHS2). Finished electrical and electronic equipment products will be CE marked as required by Directive 2011/65/EU. Components may not be CE marked. Additionally, the part numbers that TE has identified as EU ELV compliant have a maximum concentration of 0.1% by weight in homogenous materials for lead, hexavalent chromium, and mercury, and 0.01% for cadmium, or qualify for an exemption to these limits as defined in the Annexes of Directive 2000/53/EC (ELV). Regarding the REACH Regulations, TE’s information on SVHC in articles for this part number is still based on the European Chemical Agency (ECHA) ‘Guidance on requirements for substances in articles’(Version: 2, April 2011), applying the 0.1% weight on weight concentration threshold at the finished product level. TE is aware of the European Court of Justice ruling of September 10th, 2015 also known as O5A (Once An Article Always An Article) stating that, in case of ‘complex object’, the threshold for a SVHC must be applied to both the product as a whole and simultaneously to each of the articles forming part of its composition. TE has evaluated this ruling based on the new ECHA “Guidance on requirements for substances in articles” (June 2017, version 4.0) and will be updating its statements accordingly.

Compatible Parts





TE Part # CONSMA007-G  
SMA Plug 50 Ohm Cable Crimp



TE Part # CONSMA007-R178  
SMA Plug 50 Ohm Cable Crimp




TE Part # CONSMA007-R58  
SMA Plug 50 Ohm Cable Crimp




TE Part # CONSMA011-G  
SMA Jack 50 Ohm Cable Crimp


Customers Also Bought




TE Part #1-111196-9  
30 RCPT SYSTEM 50, LEAD FREE



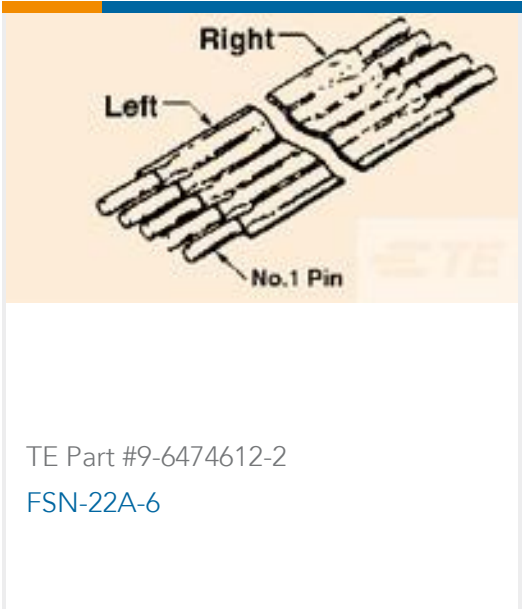
TE Part #1-1825002-4  
ADF08T04=DIP SWT,FLUSH,THRU/HL




TE Part #1888810-2  
EMI/Dust Cover,XFP And QSFP




TE Part #41481  
250 FASTON TAB TPBR




TE Part #9-6474612-2  
FSN-22A-6



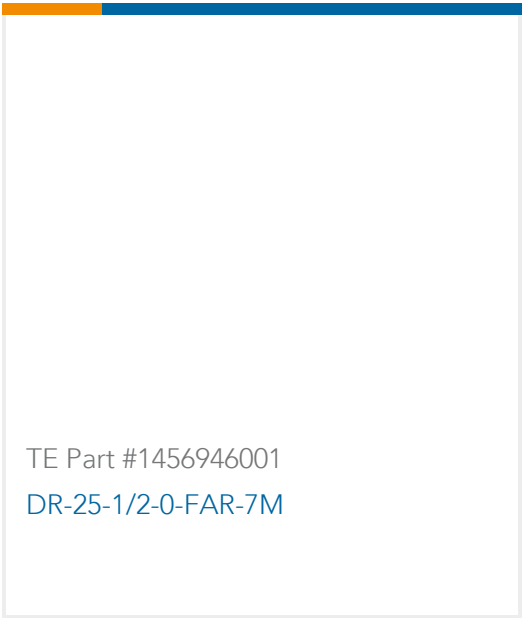
TE Part #ADP-SMAF-SMBF-G  
SMA Jack to SMB Jack



TE Part #ADP-SMAM-SMBF-G  
SMA Plug to SMB Jack



TE Part #ADP-SMAM-SMBM-G  
SMA Plug to SMB Plug



TE Part #1456946001  
DR-25-1/2-0-FAR-7M

Documents

Product Drawings  
SMA Jack to SMB Plug  
English

Datasheets & Catalog Pages  
Standard vs. Reverse Polarity (RP) SMA Connectors  
English  
The FCC Road Part 15 From Concept to Approval  
English



[RF Coaxial Connector Gender Naming](#)

English

[RF 101 Information for the RF Challenged](#)

English

[SMA Jack to SMB Plug Adapter](#)

English