



TE Internal #: 2071508-1
Power Relays, Standard, Monostable, DC, 450 mW Coil Power
Rating DC, 55.6 Ω Coil Resistance, UL Coil Insulation Class F, 5 VDC
Coil Voltage
[View on TE.com >](#)

Relays, Contactors & Switches > Relays > Power Relays



Power Relay Type: **Standard**
Coil Magnetic System: **Monostable, DC**
Coil Power Rating DC: **450 mW**
Coil Resistance: **55.6 Ω**
Coil Special Features: **UL Coil Insulation Class F**

Features

Product Type Features

Power Relay Type	Standard
------------------	----------

Electrical Characteristics

Contact Limiting Short-Time Current	10 A
Insulation Creepage Class	5.5 – 8 mm
Contact Limiting Continuous Current	10 A
Insulation Initial Dielectric Between Open Contacts	750 Vrms
Coil Power Rating Class	400 – 500 mW
Contact Limiting Making Current	10 A
Insulation Initial Dielectric Between Contacts & Coil	4000 Vrms
Insulation Creepage Between Contact & Coil	9.4 mm
Contact Limiting Breaking Current	10 A
Coil Magnetic System	Monostable, DC
Coil Power Rating DC	450 mW
Coil Resistance	55.6 Ω
Coil Special Features	UL Coil Insulation Class F
Coil Voltage Rating	5 VDC
Contact Switching Load (Min)	100mA @ 5V
Contact Switching Voltage (Max)	250 VAC



Contact Voltage Rating	250 VAC
------------------------	---------

Body Features

Product Weight	6.5 g
Case Color	Black

Contact Features

Contact Arrangement	1 Form A (NO)
Contact Current Class	5 – 10 A
Contact Current Rating (Max)	10 A
Contact Material	AgSnO
Contact Number of Poles	1
Relay Terminal Type	PCB-THT

Mechanical Attachment

Relay Mounting Type	Printed Circuit Board
---------------------	-----------------------

Dimensions

Product Width	10.2 mm
Product Length	18.2 mm
Product Height	15.2 mm

Usage Conditions

Environmental Ambient Temperature (Max)	85 °C
Operating Temperature Range	-30 – 85 °C

Packaging Features

Packaging Method	Box & Tray
------------------	------------

Product Compliance

For compliance documentation, visit the product page on TE.com>

EU RoHS Directive 2011/65/EU	Compliant
EU ELV Directive 2000/53/EC	Compliant
China RoHS 2 Directive MIIT Order No 32, 2016	No Restricted Materials Above Threshold
EU REACH Regulation (EC) No. 1907/2006	Current ECHA Candidate List: JUNE 2023 (235) Candidate List Declared Against: JUNE 2023 (235) Does not contain REACH SVHC



Halogen Content	Not Low Halogen - contains Br or Cl > 900 ppm.
Solder Process Capability	Not reviewed for solder process capability

Product Compliance Disclaimer

This information is provided based on reasonable inquiry of our suppliers and represents our current actual knowledge based on the information they provided. This information is subject to change. The part numbers that TE has identified as EU RoHS compliant have a maximum concentration of 0.1% by weight in homogenous materials for lead, hexavalent chromium, mercury, PBB, PBDE, DBP, BBP, DEHP, DIBP, and 0.01% for cadmium, or qualify for an exemption to these limits as defined in the Annexes of Directive 2011/65/EU (RoHS2). Finished electrical and electronic equipment products will be CE marked as required by Directive 2011/65/EU. Components may not be CE marked. Additionally, the part numbers that TE has identified as EU ELV compliant have a maximum concentration of 0.1% by weight in homogenous materials for lead, hexavalent chromium, and mercury, and 0.01% for cadmium, or qualify for an exemption to these limits as defined in the Annexes of Directive 2000/53/EC (ELV). Regarding the REACH Regulation, the information TE provides on SVHC in articles for this part number is based on the latest European Chemicals Agency (ECHA) ‘Guidance on requirements for substances in articles’ posted at this URL: <https://echa.europa.eu/guidance-documents/guidance-on-reach>

Compatible Parts



TE Part # CAT-OE4-OJ1
STD OEG Miniature PCB OJ/OJE Pow Relays



TE Part # 2071507-1
OJT-SS-112HM,00000



TE Part # 2071509-1
OJT-SS-124HM,00000


Customers Also Bought




TE Part #1-5747871-3
09 PLUG SP/FMS SCRLK




TE Part #1-1462038-3
IM03NS=IM RELAY 140mW 5V



TE Part #3-1393789-5
V23079A2001B301




TE Part #5103310-5
A/L LOW PRO HDR 20P RA BLACK



TE Part #5-103635-9
10 MTE HDR SRRA LTCH.100CL LF



TE Part #5103309-5
A/L LOW PRO HDR 20P VERT BLACK



TE Part #5-104362-9
10 MTE HDR SRST LATCH W/HLDWN



TE Part #1-480711-0
15P UMNL CAP HSG NATL



TE Part #2-35108-1
TERMINAL,PIDG R 12-10 8



TE Part #D369-STB-9
369 9 WAY BACKSHELL STRAIGHT
TIE WRAP

Documents

CAD Files

3D PDF

3D

Customer View Model

ENG_CVM_CVM_2071508-1_B.2d_dxf.zip

English

Customer View Model

ENG_CVM_CVM_2071508-1_B.3d_igs.zip

English

Customer View Model

ENG_CVM_CVM_2071508-1_B.3d_stp.zip

English

By downloading the CAD file I accept and agree to the [Terms and Conditions](#) of use.

Datasheets & Catalog Pages

OJT_TV-8_Rated_Relay_Flyer

English

OJT Series Relay Datasheet

English

Product Specifications

Definitions General Purpose Relays

English