



Energy & Power > Power Cable Accessories > Joints & Splices



Joints & Splice Product Availability: **AMERICAS**

Installation Instruction: **English**

Joints & Splice Technology: **Cold Applied, Cold Shrink**

Joints & Splice Voltage Class: **≤ 1 kV**

Joints & Splice Product Type: **Motor Connection Kit**

Features

Product Type Features

Component Design	PowerGel Sealing Gel
Adhesive Coating	Silicone Gel
Joints & Splice Technology	Cold Applied, Cold Shrink
Joints & Splice Product Type	Motor Connection Kit

Electrical Characteristics

Joints & Splice Voltage Class	≤ 1 kV
-------------------------------	--------

Body Features

Flexibility	Semi-Flexible
-------------	---------------

Mechanical Attachment

Mechanical Reinforcement	Molded Cap Clamp
--------------------------	------------------

Dimensions

Bolt Width (Max)	16 mm[.625 in]
Lug Barrel Length (Max)	25 mm[1 in]
Bolt Length (Max)	1 mm, 25 mm
GelCap Length (Nominal)	89 mm[3.5 in]
Lug Overall Length (Max)	51 mm[2 in]
Conductor Range (Main)	8 – 2 AWG



Cross-Section Range	8 – 35 mm²
Cable Cross-Section (Max) (Main)	35 mm²
Cable Cross-Section (Min) (Main)	8 mm²

Usage Conditions

Environmental Resistance	ASTM D1149, 168 Hours @40°C, 50 ppm
Operating Temperature Range	-40 – 105 °C
Chemical Resistance	ASTM D543, Sulfuric Acid, Sodium Hydroxide, Transformer & Motor Oil

Operation/Application

Thermal Resistance	Applicable for Low Temperatures, Applicable for High Temperatures, Flame-Retardant
Mechanical Resistance	Abrasion Resistant (2040 gm wt, 4000 cycles, 5% max thickness loss), Against Mechanical Impact or Damage
UV-Stabilized	ASTM G53, UVB, 4000 hours, 4 hour on/off cycle

Industry Standards

Standards	ANSI C119.1
UL Rating	UL 486A-486B

Product Availability

Joints & Splice Product Availability	AMERICAS
--------------------------------------	----------

Packaging Features

Standard Pack	5
Packaging Method	Bag

Other

Product Use	PowerGel-filled cap for motor lead and stub splice connections
Installation Instruction	English

Product Compliance

For compliance documentation, visit the product page on [TE.com](#)>

EU RoHS Directive 2011/65/EU	Compliant
EU ELV Directive 2000/53/EC	Compliant
China RoHS 2 Directive MIIT Order No 32, 2016	No Restricted Materials Above Threshold



EU REACH Regulation (EC) No. 1907/2006	Current ECHA Candidate List: JUNE 2023 (235) Candidate List Declared Against: JUN 2016 (169) SVHC > Threshold: Not Yet Reviewed
Halogen Content	Low Halogen - Br, Cl, F, I < 900 ppm per homogenous material. Also BFR/CFR/PVC Free
Solder Process Capability	Not applicable for solder process capability

Product Compliance Disclaimer

This information is provided based on reasonable inquiry of our suppliers and represents our current actual knowledge based on the information they provided. This information is subject to change. The part numbers that TE has identified as EU RoHS compliant have a maximum concentration of 0.1% by weight in homogenous materials for lead, hexavalent chromium, mercury, PBB, PBDE, DBP, BBP, DEHP, DIBP, and 0.01% for cadmium, or qualify for an exemption to these limits as defined in the Annexes of Directive 2011/65/EU (RoHS2). Finished electrical and electronic equipment products will be CE marked as required by Directive 2011/65/EU. Components may not be CE marked. Additionally, the part numbers that TE has identified as EU ELV compliant have a maximum concentration of 0.1% by weight in homogenous materials for lead, hexavalent chromium, and mercury, and 0.01% for cadmium, or qualify for an exemption to these limits as defined in the Annexes of Directive 2000/53/EC (ELV). Regarding the REACH Regulations, TE’s information on SVHC in articles for this part number is still based on the European Chemical Agency (ECHA) ‘Guidance on requirements for substances in articles’(Version: 2, April 2011), applying the 0.1% weight on weight concentration threshold at the finished product level. TE is aware of the European Court of Justice ruling of September 10th, 2015 also known as O5A (Once An Article Always An Article) stating that, in case of ‘complex object’, the threshold for a SVHC must be applied to both the product as a whole and simultaneously to each of the articles forming part of its composition. TE has evaluated this ruling based on the new ECHA “Guidance on requirements for substances in articles” (June 2017, version 4.0) and will be updating its statements accordingly.

Compatible Parts

TE Part # 292284-000
GELCAP-4(B5)

TE Part # 632692-000
GELCAP-3(B5)

TE Part # F40658-000
GELCAP-SL-2/0-3HOLE(B10)

TE Part # 566376-000
GELCAP-1(B5)

TE Part # CP1967-000
GELCAP-SL-2/0-3HOLE-B100

Also in the Series | RAYCHEM GelCap

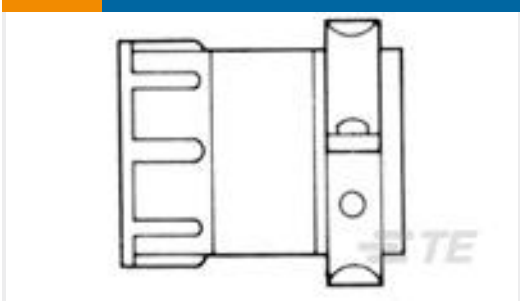


Joints & Splices(4)



Street Lighting Connectors(2)


Customers Also Bought




TE Part #207008-5
 CABLE CLAMP, SIZE 13



TE Part #EN3750-163
 TCTL2-500-1/2-IV-U



TE Part #246794-000
 FH-3366-97-PS-HANDLE



TE Part #802581N001
 205W336-103/89



TE Part #719030N001
 205W325-103/89




TE Part #A98934-000
 GELCAP-8-NS-1V(B1)




TE Part #A35330-000
 WCSF-500-38/13-40N-B10



TE Part #095057-000
 EPPA-018-5-A



TE Part #C25504-000
 NHVT-82G



TE Part #529836-000
 NMCK-2V(N)

Documents

Datasheets & Catalog Pages

GELCAP-MOTOR-CONNECTION-CABLE-ACCESSORIES

English

Instruction Sheets

Instruction Sheet (U.S.)

English