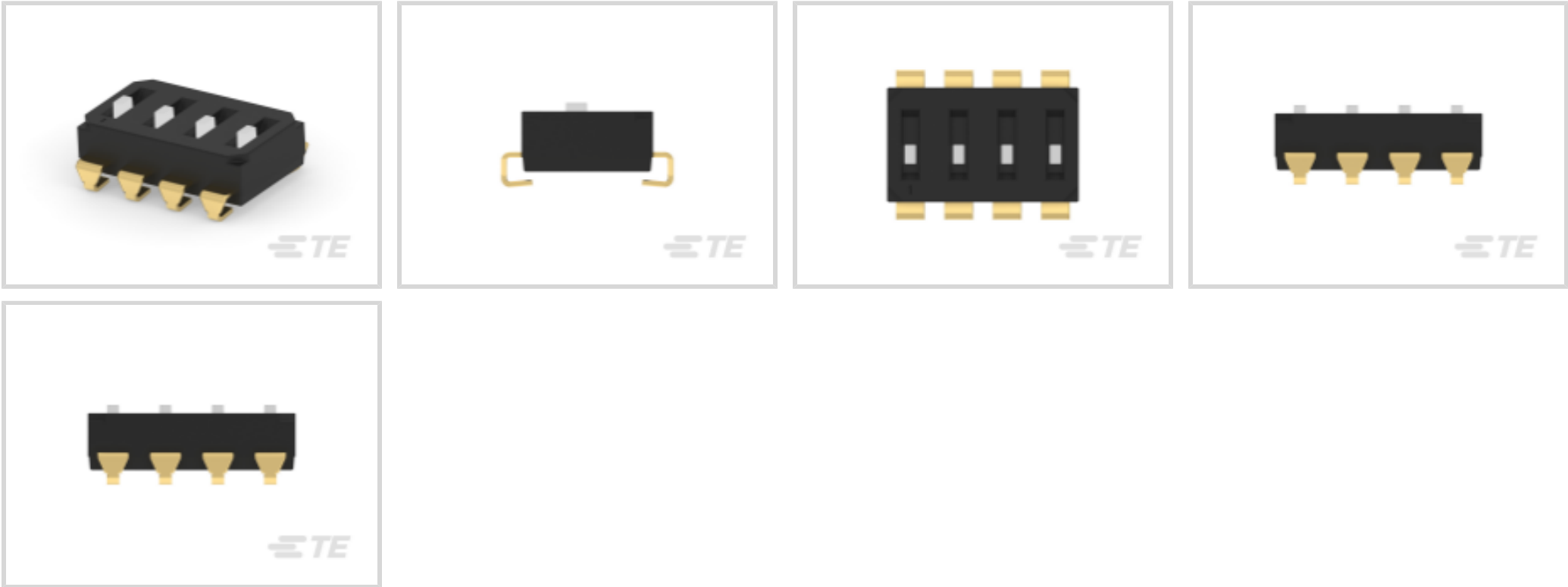




Relays, Contactors & Switches > Switches > DIP & SIP Switches



DIP & SIP Switch Product Type: **Switch**
DIP & SIP Switch Contact Mating Area Plating Material: **Gold Flash**
DIP & SIP Switch Housing Color: **Black**
DIP & SIP Switch Housing Material: **High Temperature Nylon**
Sealed DIP & SIP Switch: **No**

Features

Product Type Features

DIP & SIP Switch Product Type	Switch
Sealed DIP & SIP Switch	No
DIP & SIP Switch Type	DIP Switch
Actuator Style	Slide

Configuration Features

Number of Positions	4
Number of Switches	4
Configuration (Pole-Throw)	Single Pole - Single Throw

Electrical Characteristics

DIP & SIP Switch Voltage Rating	24 VDC
---------------------------------	--------

Body Features

Actuator Color	White
----------------	-------

Contact Features

--	--



Solder Tail Contact Plating	Gold Flash over Nickel
Shunt Type	DIP
DIP & SIP Switch Contact Mating Area Plating Material	Gold Flash
DIP & SIP Switch Contact Current Rating	.025 A
Contact Base Material	Copper Alloy

Mechanical Attachment

Mounting Angle	Vertical
DIP & SIP Switch Mounting Type	Surface Mount

Housing Features

DIP & SIP Switch Housing Color	Black
DIP & SIP Switch Housing Material	High Temperature Nylon
DIP & SIP Switch Centerline	2.54 mm[.1 in]

Dimensions

Length	10.06 mm[.396 in]
Height	3.85 mm[.152 in]

Usage Conditions

Operating Temperature Range	-20 – 85 °C
-----------------------------	-------------

Packaging Features

Packaging Method	Tube
Packaging Quantity	47

Product Compliance

For compliance documentation, visit the product page on TE.com>

EU RoHS Directive 2011/65/EU	Compliant
EU ELV Directive 2000/53/EC	Not Yet Reviewed
China RoHS 2 Directive MIIT Order No 32, 2016	No Restricted Materials Above Threshold
EU REACH Regulation (EC) No. 1907/2006	Current ECHA Candidate List: JUNE 2023 (235) Candidate List Declared Against: JUNE 2023 (235) Does not contain REACH SVHC
Halogen Content	Low Halogen - Br, Cl, F, I < 900 ppm per homogenous material. Also BFR/CFR/PVC Free




Solder Process Capability

Not reviewed for solder process capability


Product Compliance Disclaimer

This information is provided based on reasonable inquiry of our suppliers and represents our current actual knowledge based on the information they provided. This information is subject to change. The part numbers that TE has identified as EU RoHS compliant have a maximum concentration of 0.1% by weight in homogenous materials for lead, hexavalent chromium, mercury, PBB, PBDE, DBP, BBP, DEHP, DIBP, and 0.01% for cadmium, or qualify for an exemption to these limits as defined in the Annexes of Directive 2011/65/EU (RoHS2). Finished electrical and electronic equipment products will be CE marked as required by Directive 2011/65/EU. Components may not be CE marked. Additionally, the part numbers that TE has identified as EU ELV compliant have a maximum concentration of 0.1% by weight in homogenous materials for lead, hexavalent chromium, and mercury, and 0.01% for cadmium, or qualify for an exemption to these limits as defined in the Annexes of Directive 2000/53/EC (ELV). Regarding the REACH Regulation, the information TE provides on SVHC in articles for this part number is based on the latest European Chemicals Agency (ECHA) ‘Guidance on requirements for substances in articles’ posted at this URL: <https://echa.europa.eu/guidance-documents/guidance-on-reach>


Compatible Parts




TE Part # 6-2319848-4
END STACK DIP1PGRECESSSEALT&R




TE Part # 4-2319848-5
END STACK DIP 3P G RECESS T&R



TE Part # 6-2319848-7
END STACK DIP 4P G RECESS SEAL T&R




TE Part # 6-2319848-8
END STACK DIP 5P G RECESS SEAL T&R



TE Part # 1-2319847-0
END STACK DIP 10P G RAISED TUBE

Also in the Series | Alcoswitch DIP EDS



DIP & SIP Switches(121)

Customers Also Bought



TE Part #1487588-2
USB, A-B, 28/24, WHITE, 1.5M

TE Part #1658014-3
MSB0.80PL8ASY120FL,-,10,-TY

TE Part #5650908-5
ASSY,PIN,EUROCARD,TYPE R,LEAD-

TE Part #1-1571983-0
GDH08S04=DIP SWITCH

TE Part #4-1625892-9
3W SM M/OX 5% 3R3

TE Part #1622359-1
LR1 1% 1K5

TE Part #NB08012001
HTAT-4/1-0-STK

TE Part #1879450-3
TE 500W 1R5 5% Bracket

Documents

Product Drawings

END STACK DIP 4P J RAISED TUBE

English

CAD Files

3D PDF

3D

Customer View Model

ENG_CVM_CVM_1-2319847-4_A.2d_dxf.zip

English

Customer View Model

ENG_CVM_CVM_1-2319847-4_A.3d_igs.zip

English

Customer View Model

ENG_CVM_CVM_1-2319847-4_A.3d_stp.zip

English

By downloading the CAD file I accept and agree to the [Terms and Conditions](#) of use.

Datasheets & Catalog Pages

SWITCHES_CORE_PROGRAM_CATALOG

English