


HIGH POWER SYSTEMS


20-60 A
per blade

FEATURES & BENEFITS

- Current Rating: 23 A - 58.7 A per power blade
- 3.81 mm, 5.00 mm and 6.35 mm pitch
- Dual blade contact system
- Power only or power/signal combinations available
- Right-angle and vertical orientations
- Rugged screw down and locking clip options
- Discrete wire cable assemblies with 10-16 AWG wire (see pages 246-248)
- "Hinged" for unique mating in any orientation from 0° to 90° and space confined applications



Hermaphroditic options
samtec.com?MPPT and
samtec.com?UPPT



Hinging options available
samtec.com?FMPT and
samtec.com?FMPS

CREEPAGE & CLEARANCE

SERIES	CREEPAGE	CLEARANCE
UPT/UPS/UPPT	5.50 mm	1.51 mm
MPT/MPS/MPTC/MPSC	2.95 mm	2.71 mm
PET/PES/PETC/PESC	3.66 mm	3.31 mm

Selectively loading contacts achieves customer specific creepage and clearance requirements.

KEY SPECIFICATIONS

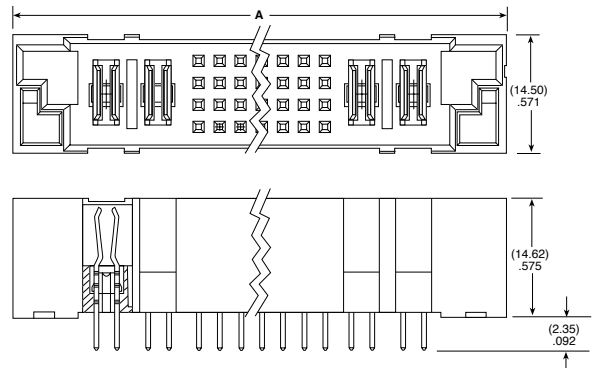
SERIES	PITCH	INSULATOR MATERIAL	CONTACT MATERIAL	PLATING	OPERATING TEMP RANGE	CURRENT RATING	VOLTAGE RATING	LEAD-FREE SOLDERABLE
UPT/UPS	(3.81 mm) .150"	Black LCP	BeCu	Sn or Au over 50 μ" (1.27 μm) Ni	-55 °C to +105 °C (Sn) -55 °C to +125 °C (Au)	23 A (1 pin powered)	438 VAC	Yes
UPPT	(3.81 mm) .150"	Black LCP	Copper Alloy	Sn or Au over 50 μ" (1.27 μm) Ni	-55 °C to +105 °C (Sn) -55 °C to +125 °C (Au)	21.4 A (1 pin powered)	425 VAC	Yes
MPT/MPS	(5.00 mm) .1969"	Black LCP	Copper Alloy	Sn or Au over 50 μ" (1.27 μm) Ni	-55 °C to +105 °C (Sn) -55 °C to +125 °C (Au)	28.8 A (1 pin powered)	575 VAC	Yes
MPTC/MPSC	(5.00 mm) .197" (pwr) (2.00 mm) .079" (sig)	Black LCP	Signal: Phosphor Bronze Terminal: Copper Alloy	Sn or Au over 50 μ" (1.27 μm) Ni	-55 °C to +105 °C (Sn) -55 °C to +125 °C (Au)	28.8 A (pwr - 1 pin powered) 5 A (sig - 4 pins powered)	250 VAC	Yes
PET/PES	(6.35 mm) .250"	Black LCP	Copper Alloy	Sn or Au over 50 μ" (1.27 μm) Ni	-55 °C to +105 °C (Sn) -55 °C to +125 °C (Au)	58.7 A (1 pin powered)	450 VAC	Yes
PETC/PESC	(6.35 mm) .250" (pwr) (2.54 mm) .100" (sig)	Black LCP	Copper Alloy	Sn or Au over 50 μ" (1.27 μm) Ni	-55 °C to +105 °C (Sn) -55 °C to +125 °C (Au)	31.4 A (pwr - 1 pin powered) 5.7 A (sig - 4 pins powered)	650 VAC (pwr) 450 VAC (sig)	Yes

POWER™ STRIP40

(6.35 mm) .250" PITCH • 40 A HIGH POWER/SIGNAL SYSTEM

PETC	POWER PINS	SIGNAL PINS	POWER PINS	01	PLATING OPTION	TAIL	OTHER OPTION
	-01, -02, -04	-12, -40	-01, -02, -04		-L = 10 μ" (0.25 μm) Gold on contact, Matte Tin on tail -T = Matte Tin	-VT = Vertical -RA = Right-angle	-SD = Screw Down (Right-angle only) -LC = Locking Clip (Manual placement required)

PETC
Board Mates:
PESC



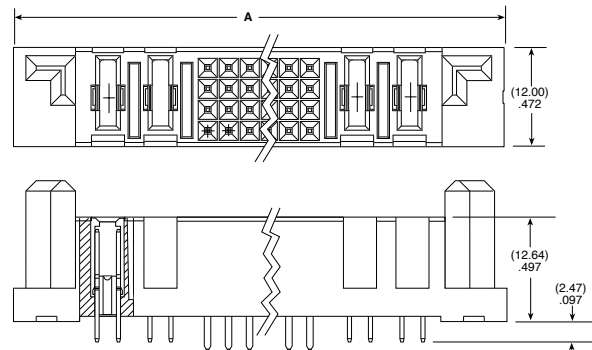

POWER PINS/ENDS	A	
	12 SIGNAL PINS	40 SIGNAL PINS
-01	(39.37) 1.550	(57.15) 2.250
-02	(52.07) 2.050	(69.85) 2.750
-04	(77.47) 3.050	(95.25) 3.750

Note:
Some lengths, styles and options are non-standard, non-returnable

View complete specifications at: samtec.com?PETC

PESC	POWER PINS	SIGNAL PINS	POWER PINS	01	PLATING OPTION	TAIL	OTHER OPTION
	-01, -02, -04	-12, -40	-01, -02, -04		-L = 10 μ" (0.25 μm) Gold on contact, Matte Tin on tail -T = Matte Tin	-VT = Vertical -RA = Right-angle	-SD = Screw Down (Right-angle only) -LC = Locking Clip (Manual placement required)

PESC
Board Mates:
PETC



POWER PINS/ENDS	A	
	12 SIGNAL PINS	40 SIGNAL PINS
-01	(39.37) 1.550	(57.15) 2.250
-02	(52.07) 2.050	(69.85) 2.750
-04	(77.47) 3.050	(95.25) 3.750

Note:
Some lengths, styles and options are non-standard, non-returnable

View complete specifications at: samtec.com?PESC