



## Summary

[Request a quote](#)

Low Voltage	2
Wire Size/AWG	24 - 20
Gender	Standard
Socket / Receptacle	Socket / Receptacle - Fixed Panel Rear Mounted
Locking system	Push-pull
Matching parts	<a href="#">FGG.0B.302.CYCD52</a>
Series	B - Indoor keyed

## Technical details

[https://www.lemo.com/int\\_en/solutions/originals/b-indoor-keyed/ecg-0b-302-cym.html](https://www.lemo.com/int_en/solutions/originals/b-indoor-keyed/ecg-0b-302-cym.html)

LEMO products and services are provided "as is". LEMO makes no warranties or representations with regard to LEMO product & services or use of them, express, implied or statutory, including for accuracy, completeness, or security. The user is fully responsible for his products and applications using LEMO components.

## Electrical Configuration

Termination Low voltage	Crimp
R (max)	4.8 mOhm
Insert configuration value	0B.302 - 2 Low Voltage
Insulator	Y: PEEK for crimp contacts
Rated current	10 Amps
Vtest (contact-contact)	1450 V (AC), 2100 V (DC)
Vtest (contact-shell)	1200 V (AC), 1700 V (DC)
Contact retention	30 N
Contact Type	Crimp
Max. Conductor	0.5 mm <sup>2</sup> (AWG 20)
Min. Conductor	0.25 mm <sup>2</sup> (AWG 24)
Bucket Dia.	1.1 mm (0.043in)
Contact Dia.	0.9 mm (0.035in)
Low Voltage	2
Wire Size/AWG	24 - 20
Gender	Standard

## Form & Material

Shell style / Model id	EC - Fixed receptacle with two nuts (back panel mounting)
Socket / Receptacle	Fixed Panel Rear Mounted
Housing material	Brass (chrome plated [SAE AMS 2460]) shell and collet nut, nickel plated [SAE AMS QQ N 290] brass latch sleeve and mid pieces
Locking system	Push-pull
Keying	1 key (alpha=0, plug: male contacts, receptacle: female contacts)
Weight	5.99 g

[https://www.lemo.com/int\\_en/solutions/originals/b-indoor-keyed/ecg-0b-302-cym.html](https://www.lemo.com/int_en/solutions/originals/b-indoor-keyed/ecg-0b-302-cym.html)

LEMO products and services are provided "as is". LEMO makes no warranties or representations with regard to LEMO product & services or use of them, express, implied or statutory, including for accuracy, completeness, or security. The user is fully responsible for his products and applications using LEMO components.

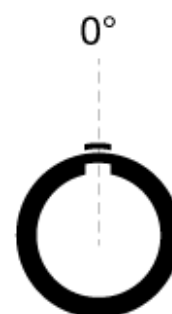
## Environment

Technical domain	Audio Video, Energy and Industrial, Medical, Semiconductor, Specialties and Other, Test and Measurement, Transportation, Aerospace and UAV
Environmental protection	IP50
Temp (min / max)	-55°C / +250°C
Climatical Category	50/175/21
Humidity (max)	<=95% [at 60 deg C /140 F]
Shielding (min)	75 dB (10 MHz)
Shielding (min)	40 dB (1 GHz)
Shock Resistance	100 g [ 6 ms]
Vibration	15 g [10 Hz - 2000 Hz]
Salt Spray Corrosion	>1000 hr

## Cable fixation

Cable termination protection	Standard back nut (no additional protection)
Fixation type	Cable collet

## Drawings



## Dimensions

	A	B	S3	M	N	S1	L	E	e
mm.	12	12.4	11	2.5	19.1	8.2	20.7	5.5	M9x0.6
in.	0.47	0.49	0.43	0.1	0.75	0.32	0.81	0.22	

































[https://www.lemo.com/int\\_en/solutions/originals/b-indoor-keyed/ecg-0b-302-cym.html](https://www.lemo.com/int_en/solutions/originals/b-indoor-keyed/ecg-0b-302-cym.html)

LEMO products and services are provided "as is". LEMO makes no warranties or representations with regard to LEMO product & services or use of them, express, implied or statutory, including for accuracy, completeness, or security. The user is fully responsible for his products and applications using LEMO components.

# Recommended By Lemo

<b>Accessories</b>	
Replacement contact	<a href="#">EGG.0B.660.ZZM</a>
<b>Tools</b>	
Spanner 2	<a href="#">DCH.91.121.PA</a>
Positionner	<a href="#">DCE.91.090.BVM</a>
Extraction tool	<a href="#">DCC.09.05B.LAG</a>
Crimp tool	<a href="#">DPC.91.701.V</a>
Spanner wrench	<a href="#">Socket for torque wrench DCM.65.100.AZ and DCM.0S.M09.4</a>

# Cables

Cable PartNumber	Material	Colour	Cable image
CMN.02.T20.047PGZE		grey	
CMN.02.T20.047PNZE			
CMN.02.T20.048QGZE	TPR (medical)	Grey	
CMN.02.T28.030PGCE	PVC	GREY	
CMN.02.T28.030PGZE		grey	
CMN.02.T28.030PNCE	PVC	Black	
CMN.02.T28.030PNZE			
102080	PVC	Grey	
120184	PVC	Black	
120240	PVC	Black	
120250	PVC	Grey	
120500	PVC	Grey	
120501	PVC	Grey	
120751	PVC	Grey	
20140	PVC	Grey	
20140	PVC	Grey	
20141	PVC	Grey	
20142	PVC	Red	
20143	PVC	Green	
20144	PVC	Black	
20145	PVC	Yellow	
20146	PVC	Black	
20240	PTFE	White	
20260	PVC	Black	
20264	PVC	Black	
20266	PVC	Violet	
2050	PVC	Black	
20550	PUR	Black	
20560	PUR	White	
2080	PVC	Grey	
220750	PVC	Grey	
2221	PVC	Black	
2260	PTFE	White	
2280	PVC	Black	
4082	PVC	Grey	
CMB.02.210.635	PUR	Black	

[https://www.lemo.com/int\\_en/solutions/originals/b-indoor-keyed/ecg-0b-302-cym.html](https://www.lemo.com/int_en/solutions/originals/b-indoor-keyed/ecg-0b-302-cym.html)

LEMO products and services are provided "as is". LEMO makes no warranties or representations with regard to LEMO product & services or use of them, express, implied or statutory, including for accuracy, completeness, or security. The user is fully responsible for his products and applications using LEMO components.