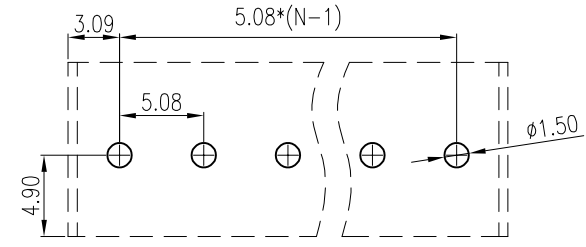
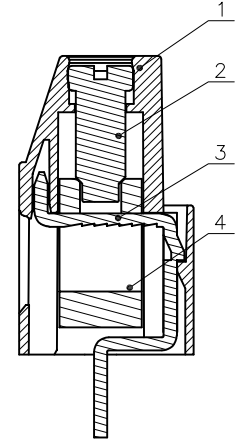
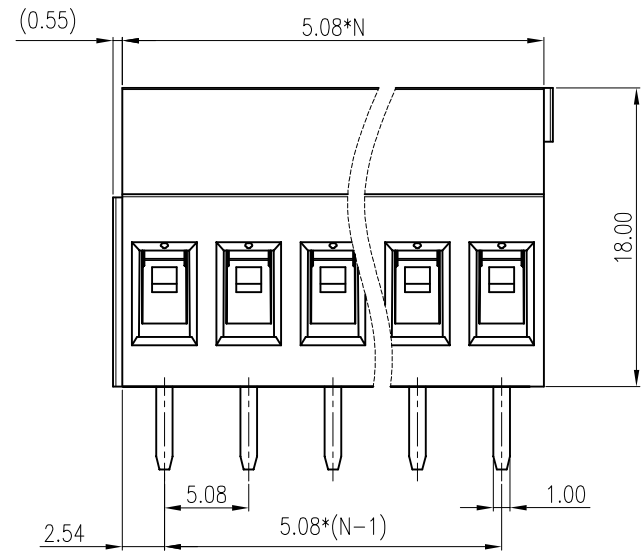
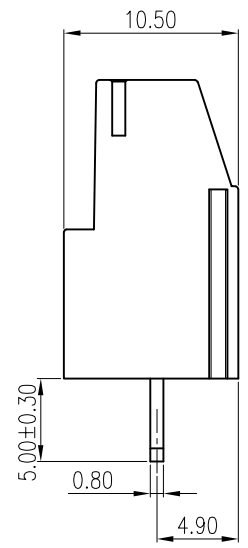
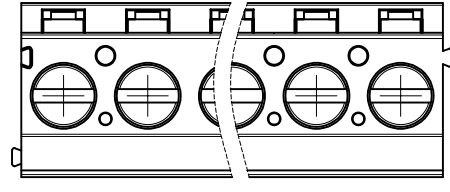


REV	DESCRIPTION	DRW.	DATE
00	初版发行	C.W	2023.04.04



PCB LAYOUT

Part No./料号说明:

WF129V-5.08-XXXP-1-X

Poles/P数  
02: 2Poles  
03: 3Poles  
...  
24: 24Poles

Color/颜色  
1: Brown/棕色  
2: Red/红色  
3: Orange/橙色  
4: Yellow/黄色  
5: Green/绿色  
6: Blue/蓝色  
7: Purple/紫色  
8: Grey/灰色  
9: White/白色  
A: Black/黑色

Notes/备注:

1. Electrical properties/电气特性  
UL Standard/UL标准

Use Group/应用组别	B	C	D
Rated Voltage/额定电压 (V)	300	/	300
Rated Current/额定电流 (A)	20	/	10
Withstanding voltage/工频耐电压	AC 1600V/1Min		

IEC Standard/IEC标准

Rated Voltage/额定电压 (V): 320  
Rated Current/额定电流 (A): 24

Overvoltage Category/过电压类别 /Pollution Degree/污染等级	II/2	III/2	III/3
Voltage/电压 (V)	630	320	250
Rated Impulse Voltage/冲击耐电压 (KV)	4	4	4

2. Connection data/连接数据

Wire range/线径范围 (AWG/mm<sup>2</sup>): 28~12/0.2~2.5  
Stripping length/剥线长度 (mm): 7~8  
Wire tightening torque/导线扭矩 (N.m): 0.5~0.6

3. Environmental safety/环境安全

Operating temperature/工作温度范围 (°C): -40~+105  
RoHS compliant/符合RoHS环保要求

4	CAGE 方块	Copper Alloy	M3/Ni Plated
3	SOLDER PIN 端子	Copper Alloy	Sn Plated
2	SCREW 螺丝	Steel	M3/Zn Plated
1	HOUSING 主体	PA66	UL94 V-0
ITEM	NAME OF PART	MATERIAL	NOTES

APP.	DATE:	PART NO: <b>WF129V-5.08-XXP-1-X</b>
CHK.	DATE:	
DRW. C.W	DATE: 2023.04.04	DARWING TYPE: Customer Drawing
PROJECTION		UNITS: mm    SCALE: 3:1    SHEET/OF: 1/1
<b>AINEWELL</b>		昆山艾尼维尔电子有限公司 KUN SHAN AINEWELL ELECTRONICS CO.,LTD

Nominal dimension		Tolerances (mm)					
0	over 18	over 30	over 50	over 80	over 120	over 180	over 250
to 18	to 30	to 50	to 80	to 120	to 180	to 250	to 320
	±0.25	±0.3	±0.35	±0.5	±0.7	±0.9	±1.0