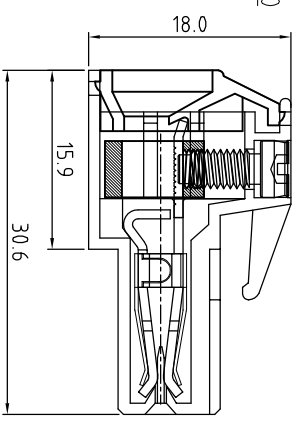
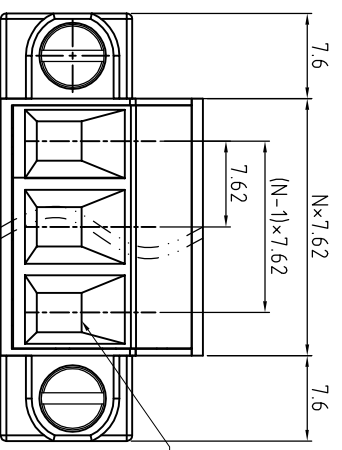
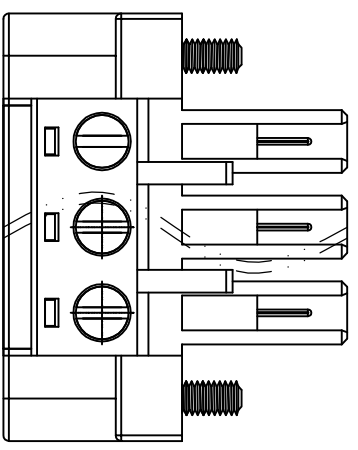


SIGN	DESCRIPTION	DATE	APPROVER



N=Number of contacts

Technical Data:

Material:

- Contact(metal housing): Copper Alloy with Ni plated
- Terminal screw: Steel galvanized with Cr3+ plated
- Wire guard: Copper Alloy with Tin plated
- Wire guard: Stainless steel
- Insulator body(housing): Polyamide(UL94 V-0)

Electrical

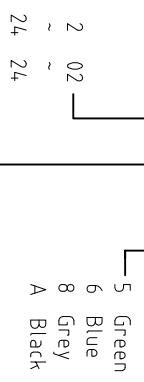
- Voltage rating: 300VAC
- Current rating: 42 Amps/way max
- Contact resistance: 20mΩ(max)
- Withstanding Voltage: 2500VAC(1min) Test time=60sec/1pcs
- Wire range: 8-24AWG

Mechanical:

- Torque: 8.0kgf.cm/M3.5
- Operating temperature: -40°C to +105°C
- Soldering reliability:
- Test temperature= 250°C±10°C
- 5 seconds max

Ordering Information:

F77-7-G XX-X 0 1 X 0



WELINK

恒翔电子科技有限公司
Welink International Co., LTD.

TOLERANCE	APPROVED:	NAME:
X. ±0.50		F77 - 7 - Pitch 7.62mm
XX ±0.30	CHECKED:	-With flange series
XXX ±0.20	DRAWN: Ling Yu	
X° ±1°	UNITS: mm	
	REV: A	PART NO: F777GXX101X0
	SCALE: 2 / 1	DWG NO: 9F777G011A
	PAGE: 1 / 1	