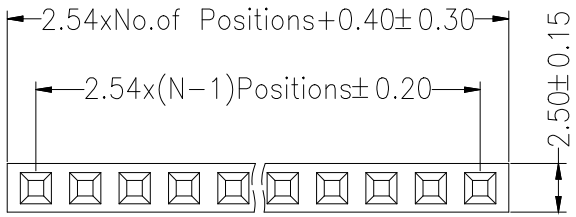

Recommended P.C.B Layout(Top Side)
(PCB BOARD TOLERANCE±0.05)

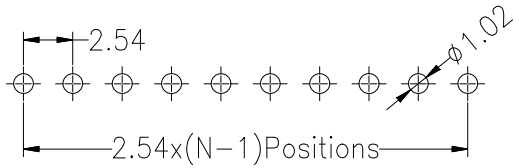

SPECIFICATIONS
Rated Current:3.0AMP
Contact Resistance:20mΩMax
Withstand Voltage:1000V AC/DC
Insulation Resistance:1000MΩMin
Operation Temperature:-40°c to +105°c

Contact Material:Copper Alloy
Contact Plating:Au or Sn Over Ni
Insulator Material:Polyester(UL94V-0)
Standard: PA6T
Max.Processing Temp: 260°C±5°C 5S

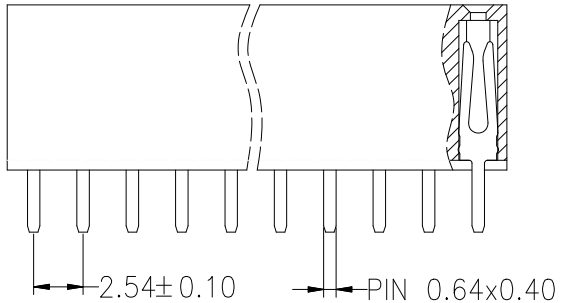

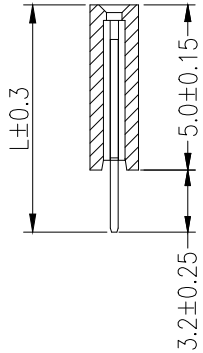

Pitch	塑高 (mm)
2.54mm	3.4
	3.5
	5.0
	5.7
	5.9
	6.8
	7.1
	8.0
	8.5
	11.0
	13.5

Ordering Information

PM 254 - * - N - * - * - **

- No.of Rows: 1=Single Row, 2=Dual Row
- No.of Pins: 2-40Pin
- Type: Z=直针, W=弯针, S=立脑, WS=侧脑, WR=反弯
- Length (塑高)
- Contact Plating: G0:Gold Flash, G1:1u" Gold, G2:3u" Gold, G3:5u" Gold, G4:10u" Gold, G5:15u" Gold, G6:30u" Gold, S0:Gold Flash/Tin, S1:Tin

序号 No.	变更内容 MODIFY CONTENT	日期 MODIFY DATE
1	初版发行	

GENERL TOLERANCE

DIM	TOL
X.X	±0.30
X.XX	±0.20
X.XXX	±0.10
Angle	±3.0°

制图 DRAWING	
审核 CHECK	
批准 APPROVAL	
比例 SCALE	
投影 Projection	

深圳市华灿天禄电子有限公司
ShenzhenhuacantianluELECTRONICS CO.,LTD

产品名称 TITLE	2.54 单排 排母 直针 塑高5.0	版本 REV.	A
产品料号 PART NO.	PM254-1-N-Z-5.0-XX(L8.2)	单位 UNITS	mm
材料 MATERIAL		页次 SHEET	1/1