



Main

Range of product	OsiSense XM
Product or component type	Electronic pressure sensors
Pressure sensor type	Pressure transmitter
Pressure sensor name	XMLP
Electrical circuit type	Control circuit
Pressure sensor size	250 mbar
Local display	Without
Controlled fluid	Fresh water 32...257 °F (0...125 °C)) Air 5...257 °F (-15...125 °C)) Gas (-15...125 °C) Hydraulic oil 5...257 °F (-15...125 °C))
Fluid connection type	G 1/4A (male) DIN 3852-E
Electrical connection	1 male connector M12 4 pins
[Us] rated supply voltage	12...24 V DC SELV (voltage limits: 7...33 V)
Current consumption	< 23 mA
Type of output signal	Analogue
Analogue output function	4...20 mA, 2-wire
Quantity per set	Set of 1
Type of packing	Individual

Complementary

Pressure setting range	0.00...3.63 psi (0...0.25 bar)
Maximum permissible accidental pressure	43.51 psi (3 bar)
Destruction pressure	72.52 psi (5 bar)
Materials in contact with fluid	Fluorocarbon FPM Stainless steel AISI 316L Ceramic
Operating position	Any position
Protection type	Reverse polarity Load short-circuit
Electromagnetic compatibility	Susceptibility to electromagnetic fields EN/IEC 61000-4-3 10 V/m 80...1000 MHz Radiated RF fields EN/IEC 61000-4-6 10 V 0.15...80 MHz Electrostatic discharge immunity test EN/IEC 61000-4-2 8 kV air, 4 kV contact 1.2/50 µs shock waves immunity test conforming to EN/IEC 61000-4-5 1 kV 42 Ohm Immunity to magnetic fields conforming to EN/IEC 61000-4-8 100 A/m 50 Hz Electrical fast transient/burst immunity test EN/IEC 61000-4-4 4 kV
[Uimp] rated impulse withstand voltage	0.5 kV
Response time on output	<= 2 ms 92 % of full scale
Measurement accuracy	+/- 2 % of the measuring range
Drift of the sensitivity	+/- 0.02 % of measuring range/°K
Drift of the zero point	+/- 0.05 % of measuring range/°K
Long term stability	+/- 0.2 % of the measuring range
Mechanical durability	10000000 cycles
Net weight	0.17 lb(US) (0.075 kg)
Diameter	1.02 in (26 mm)
Length	1.27 in (32.3 mm)

Environment

Standards	EN/IEC 61326-2-3 NSF ANSI 61
Product certifications	CULus CE RCM EAC
Ambient air temperature for operation	-22...185 °F (-30...85 °C)
Ambient air temperature for storage	-58...212 °F (-50...100 °C)
Vibration resistance	20 gn (f = 10...2000 Hz) conforming to EN/IEC 60068-2-6
Shock resistance	100 gn for 11 ms conforming to EN/IEC 60068-2-27
IP degree of protection	IP65 EN/IEC 60529 IP67 conforming to EN/IEC 60529 IP69K DIN 40050





Ordering and shipping details

Category	22661 - XMLA,B,C,D PRESSURE SWITCHES
Discount Schedule	DS2
GTIN	03389119625029
Nbr. of units in pkg.	1
Package weight(Lbs)	1 lb(US) (0.45 kg)
Returnability	No
Country of origin	CH

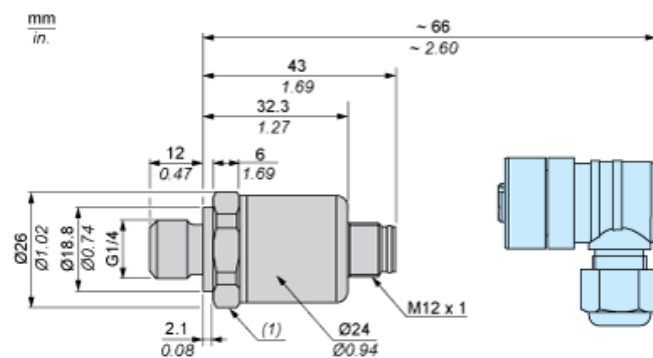
Packing Units

Unit Type of Package 1	PCE
Package 1 Height	1.65 in (4.2 cm)
Package 1 width	1.85 in (4.7 cm)
Package 1 Length	3.43 in (8.7 cm)
Unit Type of Package 2	S01
Number of Units in Package 2	24
Package 2 Weight	4.73 lb(US) (2.145 kg)
Package 2 Height	5.91 in (15 cm)
Package 2 width	5.91 in (15 cm)
Package 2 Length	15.75 in (40 cm)

Offer Sustainability

Sustainable offer status	Green Premium product
California proposition 65	WARNING: This product can expose you to chemicals including: Diisononyl phthalate (DINP), which is known to the State of California to cause cancer, and Di-isodecyl phthalate (DIDP), which is known to the State of California to cause birth defects or other reproductive harm. For more information go to www.P65Warnings.ca.gov
REACH Regulation	 REACH Declaration
EU RoHS Directive	Pro-active compliance (Product out of EU RoHS legal scope)  EU RoHS Declaration
Mercury free	Yes
RoHS exemption information	 Yes
Environmental Disclosure	 Product Environmental Profile

Dimensions

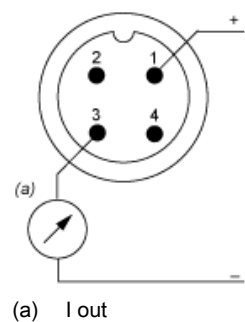


(1) SW24 tightening torque ≤ 25 N.m / 221 lb-in

Connection and Schema

Wiring Diagram

2-Wire Technique (4-20 mA)



Performance Curves

Curves

