



## Main

Range of product	OsiSense XC
Series name	Standard format
Product or component type	Limit switch
Device short name	XCMD
Sensor design	Miniature
Body type	Plug-in body
Head type	Rotary head
Material	Metal
Body material	Zamak
Head material	Zamak
Fixing mode	By the body
Movement of operating head	Rotary
Type of operator	Spring return roller lever thermoplastic
Type of approach	Lateral approach, 2 directions
Number of poles	2
Contacts type and composition	1 NC + 1 NO
Contact operation	Snap action

## Complementary

Tracks	24/31 mm
Switch actuation	By 30° cam
Electrical connection	Male connector M12, 4 pins
Contacts insulation form	Zb
Positive opening	With
Positive opening minimum force	0.5 N
Minimum force for tripping	0.1 N
Maximum actuation speed	4.92 ft/s (1.5 m/s)
[Ie] rated operational current	1 A 24 V, DC-13 EN/IEC 60947-5-1 appendix A 3 A 24 V, AC-14
[Ithe] conventional enclosed thermal current	4 A
[Ui] rated insulation voltage	36 V 3)IEC 60947-5-1
Maximum resistance across terminals	25 mOhm conforming to IEC 60255-7 category 3
[Uimp] rated impulse withstand voltage	0.8 kV IEC 60664 0.8 kV IEC 60947-1
Short-circuit protection	4 A cartridge fuse gG
Electrical durability	5000000 cycles, DC-13, 24 V, 3 W, operating rate <60 cyc/mn, load factor: 0.5 conforming to IEC 60947-5-1 appendix C
Mechanical durability	10000000 cycles
Maximum Width	1.18 in (30 mm)
Height	4.09 in (104 mm)
Depth	1.50 in (38 mm)
Net Weight	0.29 lb(US) (0.13 kg)

## Environment

Shock resistance	25 gn for 18 ms conforming to IEC 60068-2-27
Vibration resistance	5 gn 10...500 Hz)IEC 60068-2-6
IP degree of protection	IP66 conforming to IEC 60529 IP69 IEC 60529
IK degree of protection	IK04 EN 62262
Electrical shock protection class	Class III IEC 61140 Class III NF C 20-030
Ambient air temperature for operation	-13...158 °F (-25...70 °C)
Ambient air temperature for storage	-40...158 °F (-40...70 °C)
Protective treatment	TC
Product certifications	CURus CCC
Standards	UL 508 CSA C22.2 No 14 EN/IEC 60947-5-1 EN/IEC 60204-1

## Ordering and shipping details

Package weight(Lbs)	0.28 lb(US) (0.129 kg)
---------------------	------------------------

## Packing Units

Package 1 Height	5.300 dm
Package 1 width	3.300 dm
Package 1 Length	9.500 dm

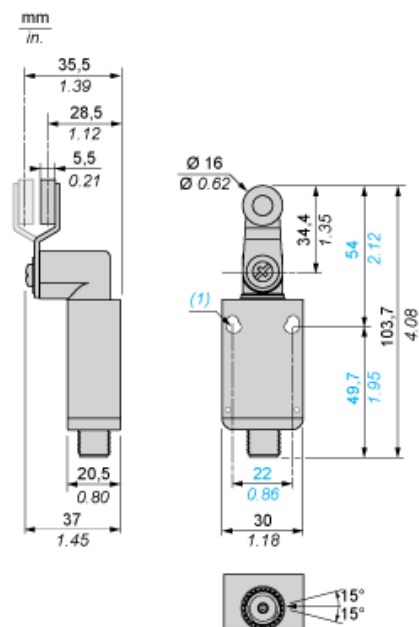
## Offer Sustainability

Sustainable offer status	Green Premium product
California proposition 65	WARNING: This product can expose you to chemicals including: Diisononyl phthalate (DINP), which is known to the State of California to cause cancer, and Di-isodecyl phthalate (DIDP), which is known to the State of California to cause birth defects or other reproductive harm. For more information go to <a href="http://www.P65Warnings.ca.gov">www.P65Warnings.ca.gov</a>
REACH Regulation	<a href="#">REACH Declaration</a>
EU RoHS Directive	Pro-active compliance (Product out of EU RoHS legal scope) <a href="#">EU RoHS Declaration</a>
Mercury free	Yes
RoHS exemption information	<a href="#">Yes</a>
Environmental Disclosure	<a href="#">Product Environmental Profile</a>
Circularity Profile	<a href="#">End Of Life Information</a>

## Contractual warranty

Warranty	18 months
----------	-----------

## Dimensions



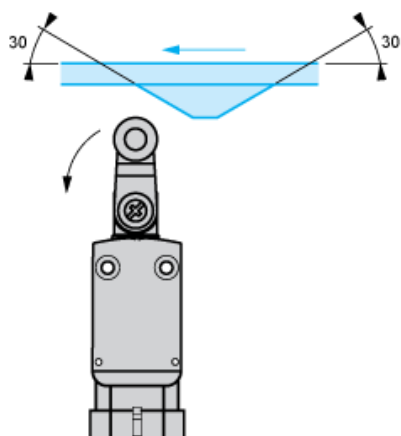
(1) : 2 elongated holes  $\varnothing 4.3 \times 6.3$  mm on 22 mm centers or 2 holes  $\varnothing 4.3$  on 20 mm centers.

---

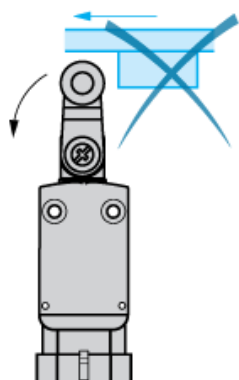
Mounting with Roller Lever

---

Recommended Mounting



Mounting to be Avoided



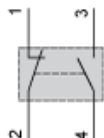
---

## Connections and Schema

---

### Wiring Diagram

2-pole NC + NO Snap Action

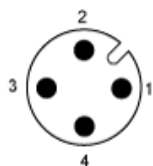


---

## Connections and Schema

---

### M12 Connector

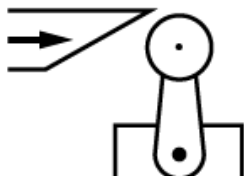


- 1 : NC
- 2 : NC
- 3 : NO
- 4 : NO

## Technical Description

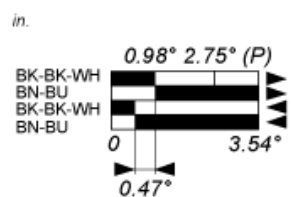
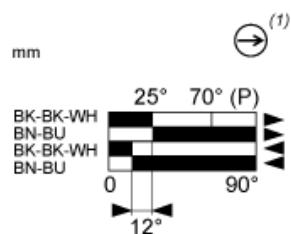
### Characteristics of Actuation

Switch Actuation by 30° cam



## Technical Description

### Functional Diagram, Travel Distance



■ (2)

□ (3)

▶ (4)

◀ (5)

(P) : Positive opening point

(1) : NC contact with positive opening operation

(2) : Closed

(3) : Open

(4) : Tripping

(5) : Resetting

BK : Black

BK- Black White

WH :

BU : Blue

BN : Brown