

RoHS

REV	ECN NO.	DESCRIPTION	DESIGN	APPROVAL	DATE
A1	NEW	更换图框			2023.11.25

SPECIFICATIONS

1. Current rating: 5A AC, DC
2. Temperature range: -25°C ~ +85°C
3. Insulation Resistance: 1000MΩ Min.
4. Withstanding voltage: 800V AC/ minute.
5. Contact Resistance: 30mΩ Max.

Material:

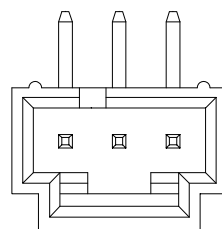
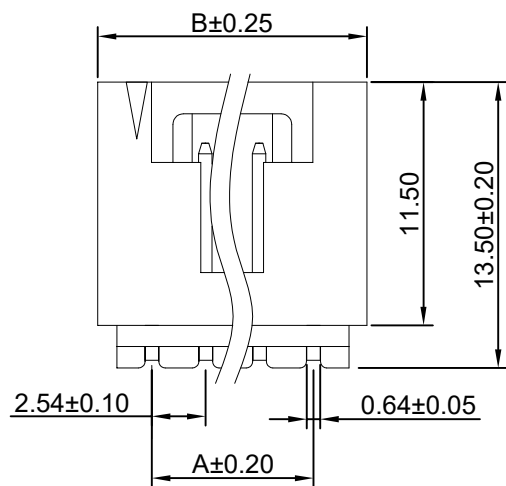
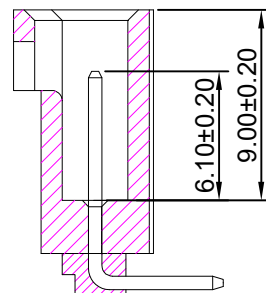
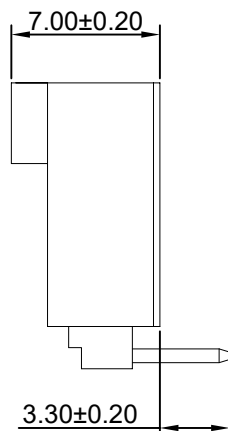
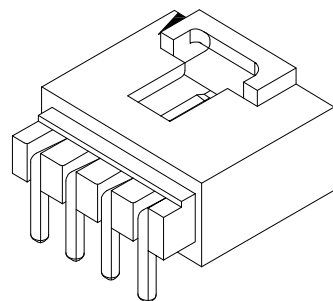
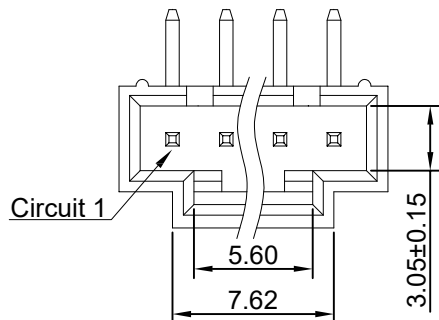
Insulator: PA66 UL 94V-0 (2) Black
 Contact: Phosphor Bronze or Brass
 Plating: Tin plated
 Mate with XFCN P2553 series Housing

Ordering Code:

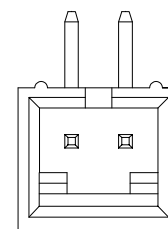
M2553R-XX
 1 2

1. 序列号
2. Pin位数: (02-20P)

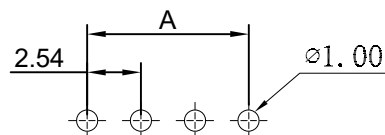
PIN	尺寸 (mm)	
	A	B
02	2.54	7.62
03	5.08	10.16
04	7.62	12.70
05	10.16	15.24
06	12.70	17.78
07	15.24	20.32
08	17.78	22.86
09	20.32	25.40
10	22.86	27.94
11	25.40	30.48
12	27.94	33.02
13	30.48	35.56
14	33.02	38.10
15	35.56	40.64
16	38.10	43.18
17	40.64	45.72
18	43.18	48.26
19	45.72	50.80
20	48.26	53.34



3 CIRCUIT



2 CIRCUIT



PCB LAYOUT

X.±0.50	X.°±
.X±0.25	.X°±
.XX±0.15	.XX°±
.XXX±0.10	.XXX°±
UNITS:	mm

THESE DRAWINGS AND SPECIFICATIONS ARE THE PROPERTY OF XFCN AND SHALL NOT BE REPRODUCED, COPIED OR CUED IN ANY MANNER WITHOUT THE PRIOR WRITTEN CONSENT OF XFCN

PART NO: M2553R-XX		XFCN 兴飞连接器		
TITLE: 2.54mm Crimp Style Connectors		0769-82001899		
		www.xfconn.com		
		DWG NO: /		
APPD	Chen ZhiQiang	VIEW		
CHKD	Liu Wei	SCALE	SHEET	REV
DRAW	Chen HongJiang	NONE	1/1	A1
DATE	2024.07.30			