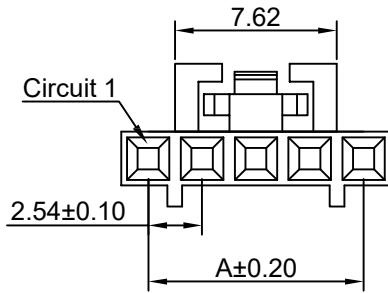
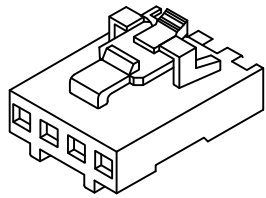
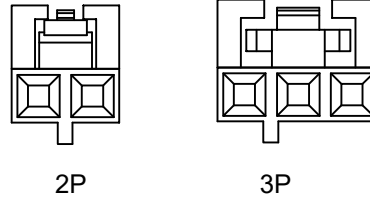


RoHS

REV	ECN NO.	DESCRIPTION	DESIGN	APPROVAL	DATE
A1	NEW	更换图框			2023.11.25



LATCH AND POLARIZATION RIB LOCATION



SPECIFICATIONS

1. Current rating: 5A AC, DC
2. Voltage rating: 250V AC, DC
3. Temperature range: -25°C ~ +85°C
4. Insulation Resistance: 1000MΩ Min.
5. Withstanding voltage: 1500V AC/ minute.
6. Contact Resistance: 20mΩ Max.

Material:

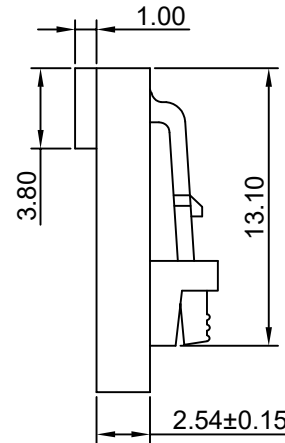
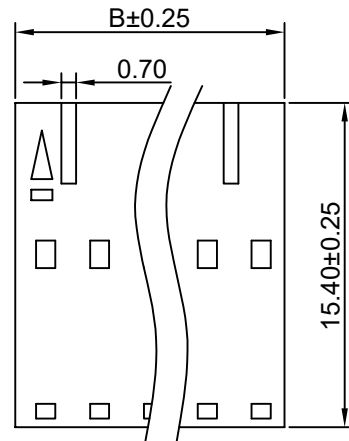
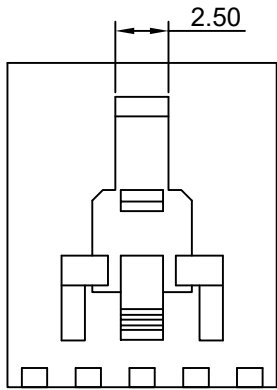
Insulator: Nylon66 UL 94V-0 (2) Black
 Accepts :T2553 terminal
 Mate with XFCN M2553 series header
 Poles : 02-20P

Ordering Code:

P2553-XX
 1 2

1. 序列号
2. Pin位数:02-20P

No. of Pins/Row	Dimension	
	A	B
02	2.54	5.08
03	5.08	7.62
04	7.62	10.16
05	10.16	15.70
06	15.70	15.24
07	15.24	17.78
08	17.78	20.32
09	20.32	22.86
10	22.86	25.40
11	25.40	27.94
12	27.94	30.48
13	30.48	33.02
14	33.02	35.56
15	35.56	38.10
16	38.10	40.64
17	40.64	43.18
18	43.18	45.72
19	45.72	48.26
20	48.26	50.80



X.±0.50	X.°±
.X±0.25	.X°±
.XX±0.15	.XX°±
.XXX±0.10	.XXX°±
UNITS:	mm

THESE DRAWINGS AND SPECIFICATIONS ARE THE PROPERTY OF XFCN AND SHALL NOT BE REPRODUCED, COPIED OR CUED IN ANY MANNER WITHOUT THE PRIOR WRITTEN CONSENT OF XFCN

PART NO: P2553-XX		XFCN 兴飞连接器		
TITLE: 2.54mm Crimp Style Connectors		0769-82001899		
		www.xfconn.com		
DWG NO: /				
APPD	Chen ZhiQiang	VIEW		
CHKD	Liu Wei	SCALE	SHEET	REV
DRAW	Chen HongJiang	NONE	1/1	A1
DATE	2024.09.18			