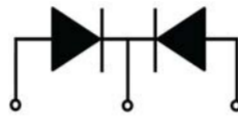



Features:

- High Surge Capability
- Low Forward Voltage Drop
- High Current Capability
- Super Fast Switching Speed For High Efficiency



1. Anode 2. Cathode 3. Anode

TO-247
Absolute Maximum Ratings ($T_A=25^{\circ}\text{C}$ unless otherwise noted)

Rating	Symbol	MUR4020PT	MUR4040PT	MUR4060PT	Unit
Maximum Repetitive Reverse Voltage	VRRM	200	400	600	V
DC Blocking Voltage	VDC	200	400	600	V
Maximum Average Forward Current	I _{AV}	50			A
Peak Forward Surge Current ,8.3ms single half sine-wave superimposed on rated load(JEDEC method)	I _{FSM}	450			A
Maximum Forward Voltage at 20A,per element	V _F	1.05	1.30	1.70	V
Maximum DC Reverse Current at $T_A=25^{\circ}\text{C}$ Rated DC Blocking Voltage $T_A=100^{\circ}\text{C}$	I _R	1 300			μA
Maximum Reverse Recovery Time (Note 1)	T _{RR}	50			ns
Maximum Thermal Resistance(Note 2)	R θ -JC	3.0			$^{\circ}\text{C}/\text{W}$
Operating Junction and Storage Temperature Range	T _J ,T _{STG}	-55 to +150			$^{\circ}\text{C}$

NOTES:

1. Reverse Recovery Test Conditions: I_F=.5A, I_R=1A, I_{rr}=.25A.
2. Thermal resistance from junction to case.

Typical Characteristics

FIG.1 - FORWARD CURRENT DERATING CURVE

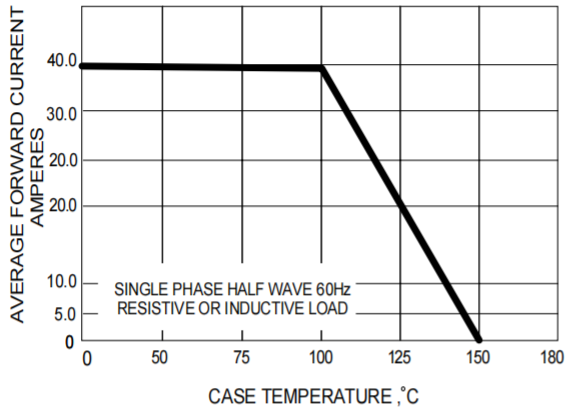


FIG.2 - MAXIMUM NON-REPETITIVE SURGE CURRENT

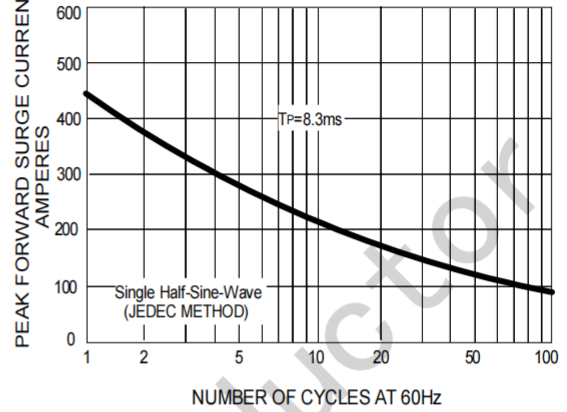


FIG.3 - TYPICAL REVERSE CHARACTERISTICS

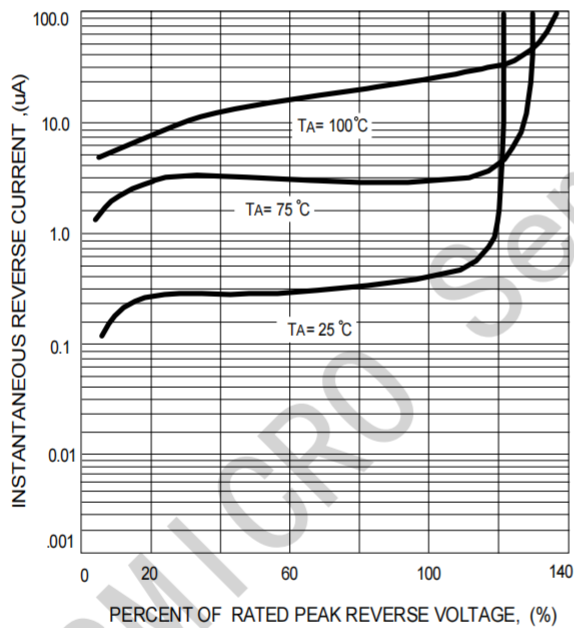


FIG.4 - TYPICAL FORWARD CHARACTERISTICS

