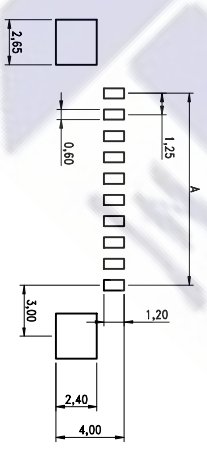
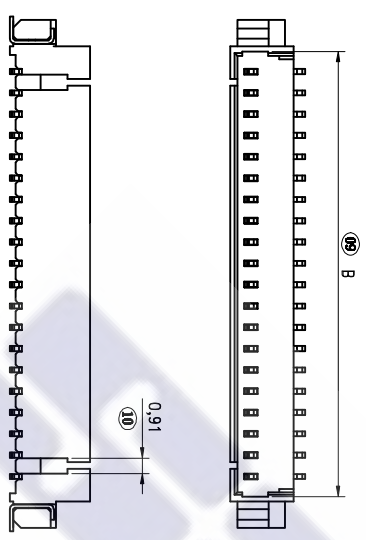
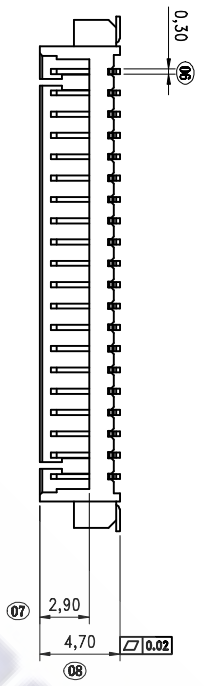
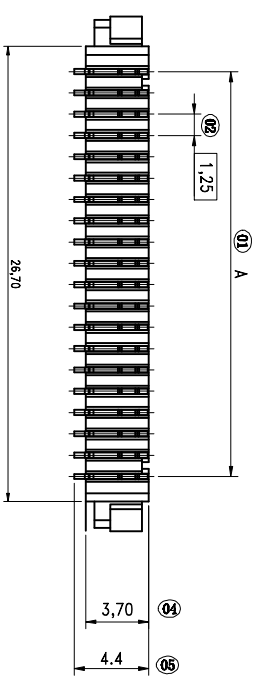


REV.	ECN NO.	LOCATIONS	DESCRIPTION	DATE	DESIGN
AO			NEW RELEASE	2007-11-01	



PCB LAYOUT  
TOLERANCE: ±0.05

Notes :

- 1) Material:
  - (a) Housing: PA46 (UL94V-0)
  - (b) Contact: PB(190-210HV), T=0.30
  - (c) Contact: PB(190-210HV), T=0.20
- 2) Plating: Tin/Lead 100~150u" over 40~50u" Nickel.
- 3) Contact Retention force: 0.5Kgf /Pin Min.
- 4) ▽ Should Be Measured By Dip.
- 5) ⊗ Should Be Measured By For.

Pin	Dim A	Dim B
02	1.25	2.10
03	2.90	4.35
04	1.75	5.60
05	5.00	6.85
06	4.35	8.10
07	7.60	9.35
08	8.75	10.60
09	10.00	11.85
10	11.25	13.10
11	12.50	14.35
12	13.75	15.60
13	15.00	16.85
14	16.25	18.10
15	17.50	19.35
16	18.75	20.60
17	20.00	21.85
18	21.25	23.10
19	22.50	24.35
20	23.75	25.60
21	25.00	26.85
22	26.25	28.10
23	27.50	29.35
24	28.75	30.60
25	30.00	31.85
26	31.25	33.10
27	32.50	34.35
28	33.75	35.60
29	35.00	36.85
30	36.25	38.10

DIM	TOL.	DIM	TOL.
X	±0.10	X	±2.0°
X.X	±0.075	X.X	±1.5°
X.XX	±0.05	X.XX	±1.0°
X.XXX	±0.01	X.XXX	±0.5°

DRAW NO.		DATE		MATERIAL: SEE NOTES		DRAW NAME:	
DESIGN:				FINISH: SEE NOTES		1.25 B 立贴	
CHECK:				FILE:		MODEL:	
REVIEW:				P/N: SEE TABLE		UNIT: SHEET:	
APPROVED				REV. A0 SCALE		mm 1/1	

三佐部品【中国】股份有限公司